

Drop for Non-Payment Proposal

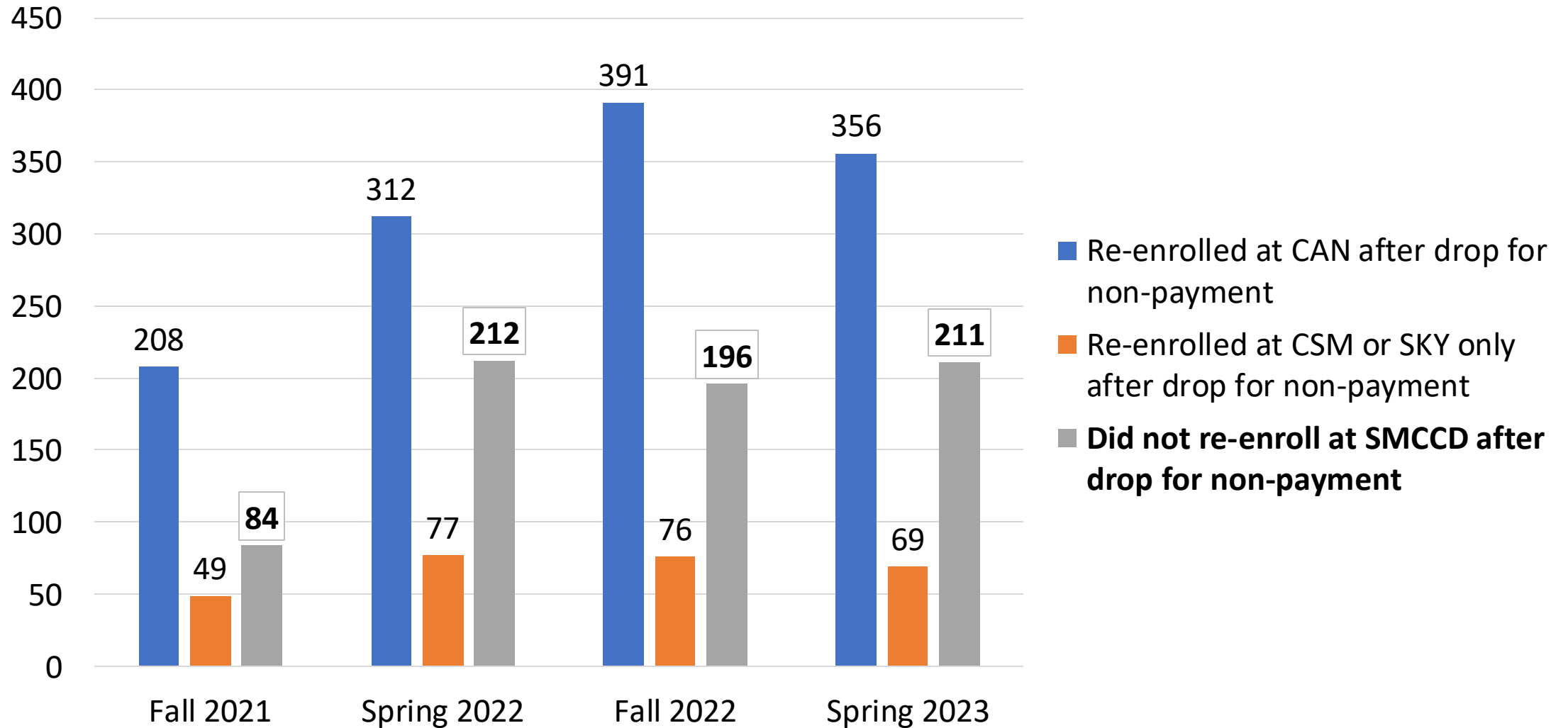
02-07-2024

Cañada College PBC

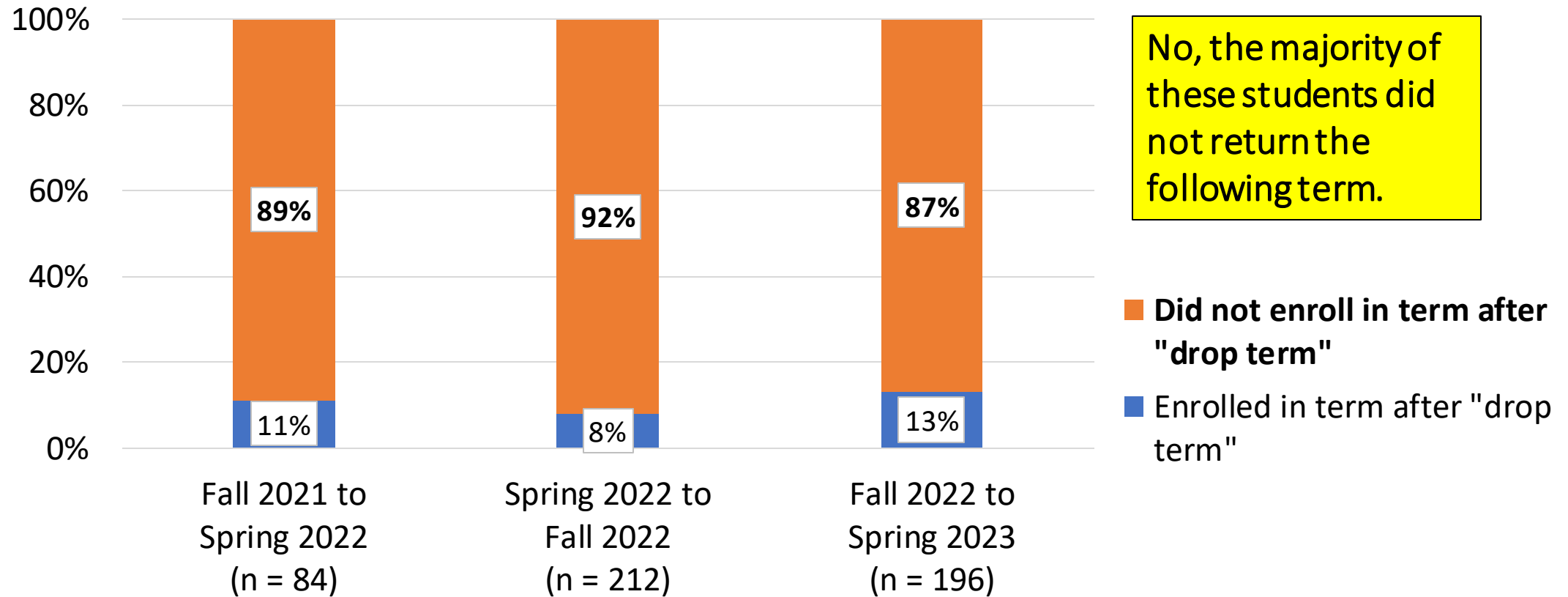
Cañada College Students Dropped for Non-Payment by Term

Term	Unduplicated Headcount	Enrollments	Average # Enrollments per Student Dropped
Fall 2021	341	623	1.8
Spring 2022	601	1119	1.9
Fall 2022	663	1301	2.0
Spring 2023	636	1373	2.2

How many Cañada College students were dropped for non-payment and did not re-enroll in the same term?



What happened to students who were dropped for non-payment and did not re-enroll in the drop term? Did these students return the following semester?



Balance Due When Dropped for Non-Payment by Re-Enrollment Status

Balance Due	Did student re-enroll at SMCCD in same term after being dropped?			
	Yes		No	
	Count	Percent	Count	Percent
Less than \$100	309	20%	113	16%
\$100 - \$499	742	48%	375	53%
\$500+	487	32%	215	31%
Total	1,538	100%	703	100%

Research question: Of the students who were dropped, how many were continuing students?
How many completed units did they have within our district?

Enrollment Status & Cumulative Units Earned

Enrollment Status	Count	Percent
Continuing student	1,431	63.9%
First-time transfer student	283	12.6%
First-time student	187	8.3%
Returning transfer student	174	7.8%
Returning student	98	4.4%
K – 12 student	68	3.0%

**76% =
Continuing/
Returning**

Demographics	Non-Returning Students (did not re-enroll in drop term or term after) n = 440
Female	67%
Male	32%
First Generation	33%
Financial Aid Recipients	26%
International Students	2%

*Non-Returning Students from slides 16 & 17

Race/Ethnicity	Non-Returning Students (did not re-enroll in drop term or term after) n = 440
American Indian / Alaskan Native	0.5%
Asian	19%
Black Non-Hispanic	3%
Filipino	3%
Hispanic	38%
Multiraces	9%
Pacific Islander	0.5%
White Non-Hispanic	24%
Unknown	3%

*Non-Returning Students

Age	Non-Returning Students (did not re-enroll in drop term or term after) n = 440
Under Age 18	2%
Age 18 – 22	24%
Age 23 – 28	25%
Age 29 – 39	21%
Age 40 – 49	10%
Age 50 – 59	5%
Age 60+	3%
Age Unknown	10%
Average Age	33
Median Age	30

*Non-Returning Students

Cañada College Student Services Planning Council Drop for non-payment proposal

Support the recommendation to the ESC to incorporate the following changes in the SMCCCD drop for non-payment policy:

Exclude all continuing and returning students from drop for non-payment if they have previously successfully completed at least 1 unit with a C/Pass or higher at SMCCCD.

- - **Balance limit at the time of drop:** NOT more than \$499
- - Review the communication sent to students to make sure they are informed about new changes



Possible Implications


Students may end up with registration holds if they don't pay the balance on time.

Students may not be aware that they have to drop the course on their own, or they will end up with a balance.

ESC Discussion (02/02/2024)



Data needed from all three colleges before making a recommendation.



Timeline: ITS would need the criteria by the end of the February 2024, or we're looking at a Spring 2025 implementation.

Next Steps

ESC

VP Council

Chancellor's Cabinet