



Improve – Reporting SLO Results

This guide will help you to enter your SLO assessment results into Improve.

If you have questions about how to access and use Improve, please contact Allison Hughes:

Allison Hughes, Instructional Technologist

Email: hughesa@smccd.edu

Phone: 650-306-3213

Office: 13-203

If you have questions about assessing SLOs, please contact Jessica Kaven:

Jessica Kaven, Faculty Assessment Coordinator

Email: kavenj@smccd.edu

Phone: (650) 306-3347

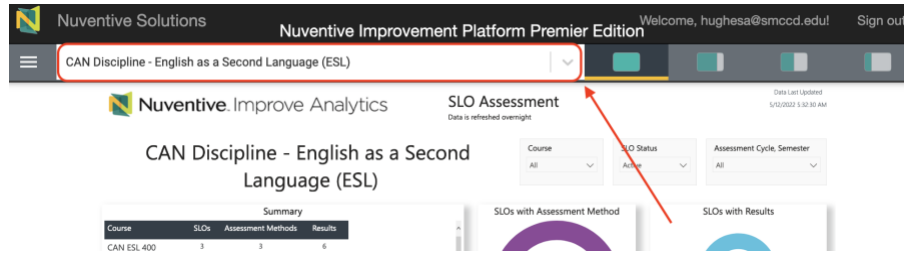
Office: 13-209A

Contents

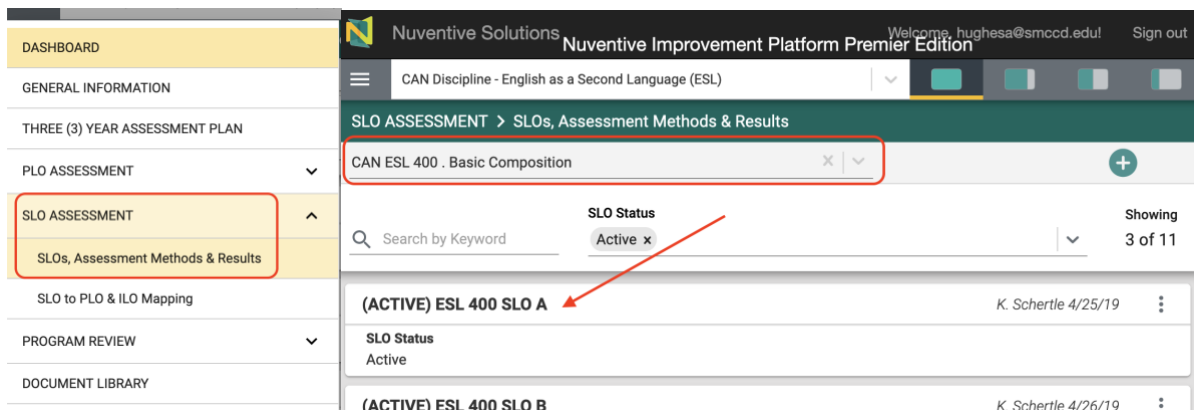
Reporting SLO Results in Improve.....	2
---------------------------------------	---

Reporting SLO Results in Improve

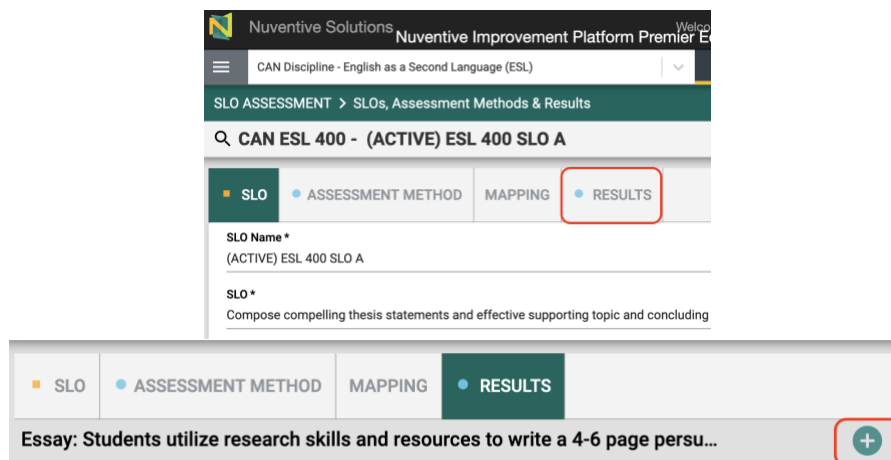
1. Select the unit you would like to work in from the drop down menu at the top.



2. Click on SLO Assessment on the left, and then SLOs, Assessment Methods & Results. Choose the course you need to work in from the drop down at the top and double click the SLO you need to enter results for. Student services programs don't need to select a course from the drop down and can just double click the SLO.



3. Click on the Results tab at the top. Then, click on the green plus icon to the right of the assessment method that you used to gather your result.



4. Enter your result information. If needed, attach documents and insert graphics or tables at the bottom. Click Save in the top right corner when you're finished.

SLO ASSESSMENT > SLOs, Assessment Methods & Results Close Save

CAN ESL 400 - (ACTIVE) ESL 400 SLO A Show Details

RESULTS, ANALYSIS & ACTIONS | ACTION/IMPROVEMENT PLAN

Assessment Cycle *

Which semester was this result gathered in? *

Number of Students Assessed *

Number of Students Who Met the Criterion *

Interpretation of Results *

Result Conclusion *

Next Steps

Optional Information

Tables & Graphs

Supporting Documents

Document Name	Document Description

5. Once you've finished entering that result, if you'd like to enter another result for a different SLO in the same course, you can use the SLO selection at the top to switch to another SLO.

Nuventive Solutions Nuventive Improvement Platform Premier Edition Welcome, hughesa@smccd.edu Sign out

CAN Discipline - English as a Second Language (ESL)

SLO ASSESSMENT > SLOs, Assessment Methods & Results Close Save

SEARCH CAN ESL 400 - (ACTIVE) ESL 400 SLO A

- (ACTIVE) ESL 400 SLO A
- (ACTIVE) ESL 400 SLO B
- (ACTIVE) ESL 400 SLO C

SLO Name *

6. If you're finished entering results for that course, and you'd like to enter results for another course, you can click Close at the top right and then use the course selection drop down at the top left to choose another course.

Nuventive Solutions Nuventive Improvement Platform Premier Edition Welcome, hughesa@smccd.edu Sign out

CAN Discipline - English as a Second Language (ESL)

SLO ASSESSMENT > SLOs, Assessment Methods & Results

CAN ESL 400 . Basic Composition x +