



Improve – Reporting PLO & SAO Results

This guide shows you how to enter your PLO or SAO assessment results for a department and a program.

If you have questions about how to access and use Improve, please contact Allison Hughes:

Allison Hughes, Instructional Technologist

Email: hughesa@smccd.edu

Phone: 650-306-3213

Office: 13-203

If you have questions about assessment, please contact Jessica Kaven:

Jessica Kaven, Faculty Assessment Coordinator

Email: kavenj@smccd.edu

Phone: (650) 306-3347

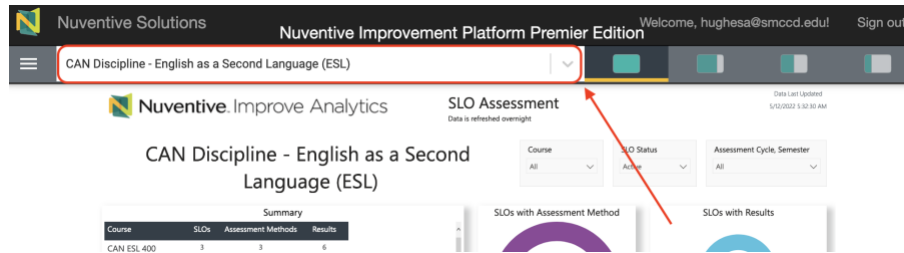
Office: 13-209A

Contents

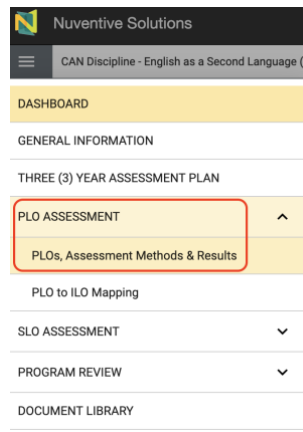
Reporting PLO & SAO Results.....	2
----------------------------------	---

Reporting PLO & SAO Results

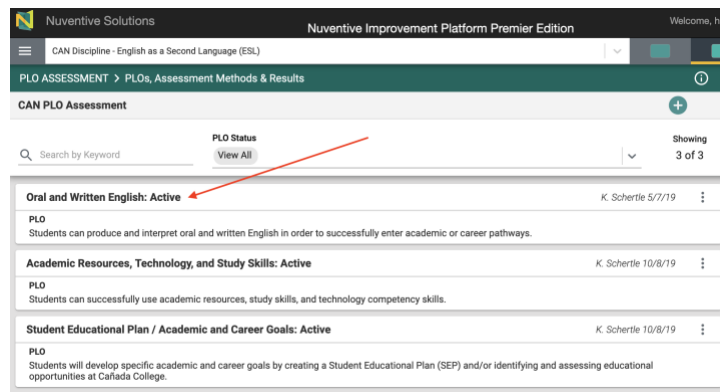
1. Select the unit you would like to work in from the drop down menu at the top. If you do not see the unit you need access to, please contact Allison Hughes.



2. Click on the three lines icon at the top left, then click on 'PLO Assessment' in the left navigation menu and then click on 'PLOs, Assessment Methods & Results'. Student Services programs can click on 'SAO Assessment' on the left and then 'SAOs, Assessment Methods & Results'.



3. Double click on the PLO or SAO you're entering results for. and then click on the Results tab. Click on the green plus sign icon to the right of the appropriate assessment method to enter your result.



- Click on the Results tab at the top. Click on the green plus sign icon to the right of the appropriate assessment method and enter your result.

PLO ASSESSMENT > PLOs, Assessment Methods & Results

🔍 Oral and Written English

■ PLOS
● ASSESSMENT METHOD
MAPPING
● RESULTS

PLO Name *
Oral and Written English

PLO *
Students can produce and interpret oral and written English in order to successfully enter academic or career pathways.

PLO Status *
Active

■ PLOS
● ASSESSMENT METHOD
MAPPING
● RESULTS

Portfolio: ePortfolio +

● 2011 - 2014 A. Rana 5/28/13

Interpretation of Results
PLO Assessment 5/20/2013

More than 70% students were successful at PLO #1: Produce and interpret oral and written English at an advanced level in order to successfully enter academic or career pathways.
Assessment Team: Jeanne Gross, Jenny Castello, Anniqua Rana

Reflection: Students demonstrate an understanding of placing the main idea (thesis statement) in the beginning of the essay. Some struggle with the level of sophistication in how they accomplish this, sometimes because of their topic choice.
The more advanced are taking informed risks in writing, demonstrating language acquisition and mastery. Mechanical errors continue to be challenge for the students; however, they are able to communicate their ideas.

Result Conclusion
Criterion Met

Essay: Students utilize research skills and resources to write a 4-6 page persuasive essay examining ... +

● 2017 - 2020 K. Schertle 5/17/19

Interpretation of Results

- Enter your result information. If needed, attach documents and insert graphics or tables at the bottom. Click Save in the top right corner when you're finished.

PLO ASSESSMENT > PLOs, Assessment Methods & Results Close Save

Oral and Written English

Show Details ↓

RESULTS, ANALYSIS & NEXT STEPS
ACTION/IMPROVEMENT PLAN

Assessment Cycle *

Which semester was this result gathered in? *

Number of Students Assessed *

Number of Students Who Met the Criterion *

Interpretation of Results *

Result Conclusion *

Next Steps

Optional Information

Tables & Graphs

Rich text editor with toolbar and content area.

Supporting Documents

Document Name	Document Description

+

- Once you've finished entering that result, if you'd like to enter another result for a different PLO, you can use the PLO selection at the top to switch to another PLO.

