


Cañada College

# CURRICULUM Handbook

**2022 - 2023**

ACADEMIC YEAR



## Table of Contents

<b>Alphabetical List of Acronyms and Abbreviations .....</b>	<b>1</b>
<b>1. Curriculum Committee Organization .....</b>	<b>3</b>
1.1 Statement of Purpose .....	3
1.2 Membership .....	3
1.3 Orientation, Training and Roles of the Curriculum Committee .....	4
1.4 Subcommittees.....	5
Career Technical Education (CTE) Subcommittee .....	5
1.5 Meetings .....	5
1.6 Agendas.....	6
<b>2. Curriculum Committee Procedures .....</b>	<b>7</b>
2.1 Curriculum Process Overview .....	7
Meeting Attendance Policy.....	Error! Bookmark not defined.
2.2 SMCCCD Board of Trustees .....	8
2.3 Bay Area Community College Consortium (BACCC) .....	9
2.4 Chancellor’s Office Curriculum Inventory (COCI) .....	9
2.5 Accrediting Commission for Junior and Community Colleges (ACCJC).....	10
2.6 CurricUNET Access Policy .....	10
2.7 Curriculum Process - Proposal Review.....	10
2.8 Curriculum Process - Approval Review .....	10
2.9 Follow-up Procedures After Curriculum Committee Action .....	11
2.10 Curriculum Proposal Submission Deadlines.....	12
2.11 Course Review Cycles.....	13
2.12 Updating 695 Courses .....	16
2.13 Policy on Removal of Items from Curriculum Queue at End of Academic Year .....	16
2.14 Suggested Curriculum Update Cycle Timeline for Instructional Deans .....	17
2.15 Technical Review .....	17
Technical Review Process.....	17
Technical Review Committee Member Roles .....	18
Technical Review Guidelines.....	20
2.16 Expedited Curriculum Approval Process for Articulation Review .....	29
<b>3. Statutory and Regulatory Requirements .....</b>	<b>30</b>
3.1 California Education Code .....	31
3.2 Title 5 Regulations .....	31
3.3 California Community Colleges State Chancellor’s Office (CCCCO).....	31
3.4 Program and Course Approval Handbook (PCAH).....	31
3.5 Accrediting Commission for Junior and Community Colleges (ACCJC) .....	31
3.6 Basic Criteria for Course Approval.....	31
3.7 Standards for Degree-Applicable Credit Courses .....	32
3.8 Standards for Nondegree-Applicable Credit Courses .....	32
3.9 Credit Course Repetition.....	33
3.10 Standards for Noncredit Courses.....	34
3.11 Selected Topics Courses (680-689, 879 and 880).....	34
3.12 Relationship Between Hours and Units .....	35
3.13 CB Codes and TOP Codes.....	35
3.14 Articulation Agreement .....	36
3.15 Course Identification Numbering System (C-ID).....	36
CI-D Numbers .....	36
CI-D Descriptors .....	36
3.16 Articulation System Stimulating Inter-institutional Student Transfer (ASSIST) .....	37
3.17 Associate Degrees for Transfer (ADTs) .....	37
3.18 Transfer Model Curriculum (TMC).....	37
<b>4. Courses .....</b>	<b>38</b>

<b>4.1 Types of Courses</b> .....	<b>38</b>
Articulated Courses.....	38
Banked Courses.....	38
Cooperative Education Courses (670 and 672).....	38
Corequisite Courses.....	38
Cross-Listed Course.....	38
Degree-Applicable Courses.....	39
Deleted Courses.....	39
Distance Education.....	40
Elective Courses.....	40
Experimental Courses (680 and 880).....	40
General Education Courses.....	40
Honors Courses.....	40
Independent Study Courses (695).....	40
Leveled Courses.....	41
Lower-Division Courses.....	41
Major Preparation Courses.....	41
Nondegree-Applicable Credit Courses.....	41
Pre-requisite Courses.....	41
Repeatable and Non-Repeatable Courses.....	44
Sequential Courses.....	44
Transferable Courses.....	44
Transferable Non-Articulated Courses.....	44
Variable Unit Courses.....	44
<b>4.2 Course Outline of Record (COR)</b> .....	<b>44</b>
<b>4.3 Course Outline of Record vs Syllabus</b> .....	<b>48</b>
<b>4.4 Student Learning Outcomes, Specific Instructional Objectives and Course Content</b> .....	<b>48</b>
<b>4.5 Interdisciplinary Courses</b> .....	<b>50</b>
Assignment of Disciplines.....	50
<b>4.6 Prerequisites, Corequisites and Content Review</b> .....	<b>51</b>
<b>4.7 Courses Offered at more than one District College</b> .....	<b>52</b>
<b>4.8 COR Supplements</b> .....	<b>52</b>
Distance Education Supplements.....	53
Honors Supplements.....	54
<b>4.9 Proposal Impact Reports</b> .....	<b>55</b>
<b>4.10 Logging in to CurricUNET</b> .....	<b>55</b>
<b>4.11 Adding Co-Contributors</b> .....	<b>56</b>
<b>4.12 Creating a New Course in CurricUNET</b> .....	<b>57</b>
<b>4.13 Modifying an Existing Course in CurricUNET</b> .....	<b>58</b>
<b>4.14 Banking an Existing Course in CurricUNET</b> .....	<b>60</b>
<b>4.15 Reactivating (“Un-banking”) an Existing Course in CurricUNET</b> .....	<b>61</b>
<b>4.16 Deleting an Existing Course in CurricUNET</b> .....	<b>63</b>
<b>4.17 Locating Not-yet-submitted Proposals in CurricUNET</b> .....	<b>63</b>
<b>4.18 Responding to Requested Changes in CurricUNET</b> .....	<b>64</b>
Responding to Requested Changes from Dean’s Initial Review.....	65
Responding to Requested Changes from Technical Review Committee.....	65
<b>5. Programs, Degrees and Certificates</b> .....	<b>66</b>
<b>5.1 Definitions</b> .....	<b>66</b>
AA and AS Degrees.....	66
AA-T and AS-T Degrees.....	66
Certificates of Achievement.....	66
Skills Certificates.....	67
<b>5.2 Program Approval Process</b> .....	<b>67</b>
Non-CTE Programs.....	67
CTE Programs.....	67
<b>5.3 Program Learning Objectives (PLOs) &amp; Institutional Learning Objectives (ILOs)</b> .....	<b>67</b>



<b>5.4 Creating a New Program in CurricUNET</b> .....	<b>68</b>
<b>5.5 Modifying an Existing Program in CurricUNET</b> .....	<b>69</b>
<b>5.6 Deactivating (Banking or Deleting) an Existing Program in CurricUNET</b> .....	<b>70</b>
<b>5.7 Reactivating (“Un-banking”) an Existing Program in CurricUNET</b> .....	<b>71</b>
<b>6. Appendices</b> .....	<b>74</b>
<b>Appendix A: Calculating Maximum and Minimum Semester Hours</b> .....	<b>74</b>
<b>Appendix B: Model Course Outline of Record</b> .....	<b>75</b>
Student Learning Outcomes vs. Specific Instructional Objectives (“Course Objectives”).....	75
Course Content .....	79
Recommended Preparation - Justification for Frequent Requisites .....	91
Representative Assignments.....	94
<b>Appendix C: Distance Education Supplement Guide</b> .....	<b>96</b>
<b>Appendix D: Sample Board Report with Curriculum Justifications</b> .....	<b>100</b>
<b>7. References</b> .....	<b>105</b>

## List of Figures

Figure 1 - Curriculum Proposal & Approval Procedures .....	8
Figure 2 - BACCC Member Colleges .....	9
Figure 3- Curriculum Proposal & Approval Procedures .....	11
Figure 4 - Sample Curriculum Proposal Submission Deadline Schedule, 2020-2021 .....	<b>Error! Bookmark not defined.</b>
Figure 5 - Curriculum Review Matrix: 5 Year Non-CTE Cycle .....	15
Figure 6 - Curriculum Review Matrix: 2 Year CTE Cycle .....	15
Figure 7 - Role of SLOs, Specific Instructional Objectives and Course Content .....	48
Figure 8 - Relationship between Student Learning Outcomes, Specific Instructional Objectives/Course Objectives and Course Content .....	50
Figure 9 - Lecture/Lab Minimum/Maximum Hours per FLC .....	74

## Alphabetical List of Acronyms and Abbreviations

Acronym/ Abbreviation	Definition
AA	Associate of Arts
AA-T	Associate in Arts for Transfer
AB	Assembly Bill
ACCJC	Accreditation Commission for Community and Junior Colleges <a href="http://www.accjc.org/">http://www.accjc.org/</a>
AD-T	Associate Degree for Transfer <a href="http://www.californiacommunitycolleges.cccco.edu/Students/AssociateDegreeforTransfer.aspx">http://www.californiacommunitycolleges.cccco.edu/Students/AssociateDegreeforTransfer.aspx</a>
AS	Associate of Science
AS-T	Associate in Science for Transfer
ASCCC	Academic Senate for California Community Colleges <a href="http://www.asccc.org/">http://www.asccc.org/</a>
ASSIST	Articulation System Stimulating Inter-institutional Student Transfer <a href="http://assist.org/">http://assist.org/</a>
BACCC	Bay Area Community College Consortium <a href="http://www.baccc.net/">http://www.baccc.net/</a>
CE	Career Education (formerly CTE)
C-ID	Course Identification Numbering System <a href="http://c-id.net/">http://c-id.net/</a>
CCC	California Community Colleges
CCCCO	California Community Colleges Chancellor's Office <a href="http://www.cccco.edu/">http://www.cccco.edu/</a>
COCI	Chancellor's Office Curriculum Inventory (2.0)
COE	Centers of Excellence <a href="http://www.coecco.net/">http://www.coecco.net/</a>
COR	Course Outline of Record
CSU	California State University <a href="http://www.calstate.edu/">http://www.calstate.edu/</a>
CSU-GE-Breadth	California State University General Education - Breadth <a href="https://secure.csumentor.edu/planning/transfer/ge_breadth.asp">https://secure.csumentor.edu/planning/transfer/ge_breadth.asp</a>
CTE	Career Technical Education

DSN	Deputy Sector Navigator
FLC	Faculty Load Credit
IGETC	Intersegmental General Education Transfer Curriculum <a href="https://secure.csumentor.edu/planning/transfer/ge_igetc.asp">https://secure.csumentor.edu/planning/transfer/ge_igetc.asp</a>
ILO	Institutional Learning Outcome
LMI	Labor Market Information
MIS	Management Information Systems <a href="http://extranet.cccco.edu/Divisions/TechResearchInfoSys/MIS.aspx">http://extranet.cccco.edu/Divisions/TechResearchInfoSys/MIS.aspx</a>
PCAH	Program and Course Approval Handbook – 7 <sup>th</sup> Edition <a href="https://www.cccco.edu/-/media/CCCCO-Website/Reports/CCCCO_Report_Program_Course_Approval-web-102819.ashx?la=en&amp;hash=8E54C44CB97423B024D18C7AB13C456F91FB03E3">https://www.cccco.edu/-/media/CCCCO-Website/Reports/CCCCO_Report_Program_Course_Approval-web-102819.ashx?la=en&amp;hash=8E54C44CB97423B024D18C7AB13C456F91FB03E3</a>
PLO	Program Learning Outcome
SLO	Student Learning Outcome
SOC Code	Standard Occupational Classification Code
SB	Senate Bill
SMCCCD	<a href="#">San Mateo County Community College District</a>
TBA	To be Arranged (formerly Hours by Arrangement)
TMC	Transfer Model Curriculum <a href="http://extranet.cccco.edu/Divisions/AcademicAffairs/CurriculumandInstructionUnit/TemplatesForApprovedTransferModelCurriculum.aspx">http://extranet.cccco.edu/Divisions/AcademicAffairs/CurriculumandInstructionUnit/TemplatesForApprovedTransferModelCurriculum.aspx</a>
TOP Code	Taxonomy of Programs Code <a href="http://extranet.cccco.edu/Portals/1/AA/Credit/2013Files/TOPmanual6_2009_09corrected_12.5.13.pdf">http://extranet.cccco.edu/Portals/1/AA/Credit/2013Files/TOPmanual6_2009_09corrected_12.5.13.pdf</a>
TOP-SOC Crosswalk	Match Community College TOP code programs to SOC codes and titles
UC	University of California

## 1. Curriculum Committee Organization

### 1.1 Statement of Purpose

In compliance with California education code 70902 (b) (7), which states that local governing boards “...ensure the right of Academic Senates to assume primary responsibility for making recommendations [to those boards] in the areas of curriculum and academic standards,” the Cañada College Curriculum Committee, a standing committee of the Cañada College Academic Senate, in consultation with the vice president of instruction and college president, acts as an advisory body to the San Mateo County Community College District board of trustees. Furthermore, the by-laws of the Cañada College Academic Senate state that:

*"The primary function of the Curriculum Committee shall be to coordinate and monitor Cañada's curricular offerings so that they shall uphold the California Education Code, be consistent among the divisions and colleges of the District, be understandable to our students and staff, articulate with high schools and four-year institutions, and support goals and objectives of the San Mateo County Community College District and Cañada College. The Curriculum Committee shall make recommendations to the Governing Council about general instruction policies and standards, and degree and certification requirements. The Curriculum Committee shall also deliberate over the initiation and modification of programs and courses. To do this, the Curriculum Committee shall seek input from those campus and committee individuals who are affected by curricular decisions, and whose input is needed by the Curriculum Committee to make informed decisions. The Committee shall request the Office of the President of Cañada College to provide such information as is necessary for its deliberations and actions."*

Specifically, the committee is charged with recommending action on the following:

- New course proposals and course modifications
- Course inactivations (banking and deletions)
- New program proposals and program modifications (AA/AS/AA-T/AS-T degrees and certificates)
- Program inactivations (banking and deletions)
- Other curricular matters including graduation requirements, general education patterns, and audit list changes
- Selected topics (680-689, 879 and 880) courses (information)
- Course articulation with four-year institutions (information)

### 1.2 Membership

In accordance with §55002a(1), the Curriculum Committee is established by the mutual agreement of the college and/or district administration and the Academic Senate. At Cañada College, the Curriculum Committee is composed of the following voting members, who serve a term of two years. Ideally, members should not serve more than two sequential terms; however, they may do so as needed due to staffing limitations.

- A chair, appointed by the Academic Senate governing council, with the option of reappointment, by the agreement of the Curriculum Committee and the Academic Senate governing council
- Two faculty members from each instructional division, and two faculty members from student services
- One transfer center program supervisor
- One degree audit program services coordinator
- One student representative appointed by the associated students of Cañada College
- The articulation officer
- The curriculum and instructional systems specialist
- The vice president of instruction

A quorum exists if more than half of the voting members, including the chair, are present.



The technical review committee is composed of the following members:

- Curriculum and instructional systems specialist (technical review committee chair)
- Articulation officer
- Coordinator of online instruction (for curriculum proposals that include a distance education supplement)
- Curriculum Committee chair
- Honors transfer program coordinator (for curriculum proposals that include an honors supplement)
- Library representative
- Vice president of instruction

### **1.3 Orientation, Training and Roles of the Curriculum Committee**

The vice president of instruction and the Curriculum Committee chair will provide each member with a current curriculum handbook and additions or modifications as necessary. This may be done electronically via email and/or through the [Curriculum Committee Public SharePoint Document Library](#).

At the beginning of each academic year, the Curriculum Committee chair and the vice president of instruction, using the handbook, will conduct an orientation session for all Curriculum Committee members. Topics covered will include the following:

- Title V standards and requirements
- Role of the Curriculum Committee in the curriculum development process
- Responsibilities of Curriculum Committee members
- Degree credit and nondegree course criteria
- Prerequisites and corequisite requirements and validation process
- Basic skills advisory system
- Course repetition
- Course articulation
- General education courses and patterns
- How to use CurricUNET
- New programs
- Curricular updates from the California community college chancellor's office

The Curriculum Committee chair and vice president of instruction will conduct follow-up sessions with new Curriculum Committee members as deemed appropriate. Further, they will provide access to resources and clarification regarding pertinent issues throughout each academic year including any Title V revisions being considered at the state level.

The technical review committee will provide assistance in the preparation of curricular items as requested by faculty, departments, and divisions.

In addition to the tasks already described, the Curriculum Committee chair will:

- Set the agenda for each Curriculum Committee meeting, with input from the vice president of instruction and the curriculum and instructional systems specialist
- Chair each Curriculum Committee meeting and facilitate discussion
- Serve as a member of the Cañada College Academic Senate governing council and attend all meetings
- Serve as a member of the Cañada College instructional planning council and attend all meetings
- Serve as a member of the district Curriculum Committee and attend all meetings

In addition to the tasks already described, the vice president of instruction and the curriculum and instructional systems specialist will:

- Review all curricular material received from division deans and make recommendations
- Attend all Curriculum Committee meetings
- Advise Curriculum Committee members on curricular matters, as appropriate
- Regularly submit to the SMCCCD board of trustees all course and program approvals taken by the committee

The Curriculum Committee members will:

- Read all curriculum proposals and other agenda items prior to each Curriculum Committee meeting
- Attend all Curriculum Committee meetings; or, if they must be absent, inform the chair in advance
- Recommend action on curriculum proposals

The technical review committee members will:

- Review and comment on pending curriculum proposals prior to their placement on the Curriculum Committee meeting agenda
- Ensure that curriculum proposals meet all state and local requirements including Title V, Career and Technical Education (CTE), articulation, transfer, and applicability to the mission of the college

The division representatives will:

- Attend Curriculum Committee meetings; report to their divisions, to keep faculty apprised of updates to Curriculum Committee policies and procedures; and bring division concerns to the attention of the committee
- Support division colleagues in the curriculum development process including assisting them with use of CurricUNET and reminding them of curriculum-related deadlines

#### **1.4 Subcommittees**

The Curriculum Committee may appoint ad hoc subcommittees to make recommendations on specific items. The composition of the subcommittees will be determined by the Curriculum Committee. Subcommittees will select their chairs by member consensus. All recommendations of the subcommittees will be presented to the entire Curriculum Committee as a scheduled agenda item.

##### ***Career Technical Education (CTE) Subcommittee***

The CTE subcommittee is a standing subcommittee of the Curriculum Committee with a goal to provide CTE faculty with support and local approval of the documentation required for state approval of new CTE programs. The CTE curriculum subcommittee reviews, provides feedback, and approves all new CTE programs as a part of the technical review process. Faculty considering new programs may request a meeting with the CTE curriculum subcommittee.

Membership in the CTE subcommittee is as follows:

- A current Curriculum Committee division representative with CTE experience
- Curriculum Committee chair
- CTE Liaison
- Dean with CTE experience

#### **1.5 Meetings**

Bi-weekly meetings will be held according to a schedule approved by the Curriculum Committee and posted on the committee's website. Additional meetings may be held on an as-needed basis.

The chair of the Curriculum Committee prepares the agenda for each meeting with input from the vice president of instruction and the curriculum and instructional systems specialist. The agenda will be sent to Curriculum Committee members so that they may review it and request for items to be moved from the consent agenda to the substantive agenda. The finalized agenda will be sent to the entire Cañada community at least four working days prior to the scheduled meeting. This agenda and any relevant materials (e.g. course and program proposals, policy items for discussion) will be available in the [Curriculum Committee Public SharePoint document library](#) at least four working days prior to the scheduled meeting.

A simple majority vote is needed to carry a motion. The Curriculum Committee uses Robert's Rules of Order as a framework for meeting organization and decision-making.

Minutes of all meetings shall be taken by the executive assistant to the vice president of instruction and maintained in the office of instruction. Current and archived minutes shall be posted online on the [Curriculum Committee Public](#)

[SharePoint document library.](#)

## 1.6 Agendas

The chair of the Curriculum Committee prepares the agenda for each meeting with input from the vice president of instruction and the curriculum and instructional systems specialist.

In accordance with the guidelines set forth by the Academic Senate for California community colleges in the document [The Course Outline of Record: A Curriculum Reference Guide](#), and per the approved local addendum to this list in April of 2019, the following items will be placed on the **consent agenda** for each meeting:

- Approval of minutes from previous meeting(s)
- Course and program bankings
- Course and program deletions
- Course modifications that include **only** the following:
  - Minor/non-substantive changes in Catalog Course Description
  - Minor/non-substantive changes in Schedule Course Description
  - Minor/non-substantive changes in Student Learning Outcomes
  - Minor/non-substantive changes in Course Objectives
  - Minor/non-substantive changes in Course Content
  - Change in Course Number
  - Change in Methods of Instruction
  - Change in Methods of Evaluation
  - Change in Representative Assignments
  - Change in Textbook/Instructional Materials
  - Revision of Distance Education or Honors supplements
- Program modifications that include **only** the following:
  - Minor/non-substantive changes in Program Description
  - Minor/non-substantive changes in Program Learning Outcomes
  - Minor changes (as outlined above) to courses within the program
  - Change in Program Title

Important: No faculty representative is required to appear at the Curriculum Committee to present proposals on the consent agenda.

In accordance with the guidelines set forth by the Academic Senate for California Community Colleges in the document [The Course Outline of Record: A Curriculum Reference Guide](#), the following items will be placed on the **substantive agenda** for each meeting:

- New courses and programs
- Course modifications that include **any** of the following:
  - Major/substantive changes in Catalog Course Description
  - Major/substantive changes in Schedule Course Description
  - Major/substantive changes in Student Learning Outcomes
  - Major/substantive changes in Course Objectives
  - Major/substantive changes in Course Content
  - Change in units/hours
  - Change in course repeatability
  - Change in prerequisites, corequisites and/or recommended preparation
  - Change in GE area requests (IGETC/CSU/AA-AS)
  - Addition/deletion of Distance Education or Honors supplements
- Program modifications that include addition/deletion of courses to/from a program
- Discussion items

**Important: A faculty representative must present substantive items to the Curriculum Committee following one of the following procedures:**

- **The faculty author presents the item in person at the Curriculum Committee meeting.**

- The faculty author presents the item via Zoom. This option must be arranged by the instructor a minimum of 48 hours prior to the meeting date.
- The division representative presents the item on behalf of the faculty author. The instructor must email the division representative, the Curriculum Committee chair, and the curriculum technical review chair a minimum of 48 hours prior to the meeting date to request this option. If questions arise that the representative cannot answer and the instructor is not available in person or via Zoom to respond, the proposal will be tabled to a meeting date at which the instructor is available to present in person.

If no approved representative attends the meeting, or the faculty author is not available to answer questions, the item will be tabled until the subsequent Curriculum Committee meeting.

The agenda for each Curriculum Committee meeting will be set one week before the meeting. Curriculum Committee members will have until the end of the following Monday to request that an item be moved from the consent agenda to the substantive agenda. If an item is moved from the consent agenda to the substantive agenda, the faculty author will be notified as soon as possible and asked to attend the Curriculum Committee meeting.

If a curriculum proposal impacts another course/program such that the affected course/program must also be modified, that additional modification must be submitted in CurricUNET at the same time and reviewed at the same Curriculum Committee meeting as the initial course proposal. For example, if a degree-applicable course is being banked, it must be removed from all programs of which it is a part. The proposal for the course banking as well as the corresponding program modification proposals must be submitted at the same time in CurricUNET and reviewed at the same Curriculum Committee meeting.

## 2. Curriculum Committee Procedures

### 2.1 Curriculum Process Overview

Development of new curriculum and curricular changes takes approximately one academic year. Therefore, faculty authors should begin their work as early as possible, as any new courses, programs, or curricular changes will not be adopted until at least the subsequent academic year.

Proposals for new courses/programs and modifications of existing courses/programs must be authored by a faculty member who meets minimum qualifications in the discipline to which that curriculum is assigned. Also, while non-faculty (e.g. students, staff, resource center personnel, or administrators) may approach faculty members about the possibility of creating courses or programs, they cannot require faculty members to create such courses or programs. Additionally, non-faculty may not create or modify curriculum.

Prior to initiating a curriculum proposal, the faculty author must research the feasibility of the proposal, discuss the course with their instructional dean and other appropriate faculty, and consult with district colleagues. This research includes addressing the following considerations:

For courses:

- What is the need for the course?
- Can it be offered as an experimental course?
- Is this a lower division course?
- Is there a similar course elsewhere in the district?
  - If yes, have the appropriate administrators and discipline faculty been consulted?
- Is the course content appropriate to the discipline proposing it? Consult the California Community College Chancellor's Office document [Minimum Qualifications for Faculty and Administrators in California Community Colleges](#) for detailed information.
- Are the prerequisites/corequisites/advisories appropriate?
- Is this course transferable? Should it be?
- Is this course degree-applicable or basic skills?

- o Is this course GE applicable? Should it be?
- o Is this course part of a program? Should/can it be?
  - If no, what is the justification for offering a stand-alone course?
- o Has this course been/is this course being submitted for C-ID? Can it be submitted for C-ID?
- o Does the work described in the course outline of record justify the units/hours proposed?

For programs:

- o What is the need for the program?
- o What is the purpose of the program (transfer, CTE)?
- o Is there a similar program elsewhere in the district?
  - If yes, have the appropriate administrators and faculty been consulted?
- o Is the program content appropriate to the discipline proposing it?

After a proposal has been submitted to CurricUNET, the technical review process begins. The primary responsibility for technical review is held by the Curriculum Committee chair, the vice president of instruction, deans, the college articulation officer, the library representative, and the curriculum and instructional systems specialist (“curriculum specialist”).

When the proposal reaches technical review, it is reviewed for compliance with best practices in curriculum development, which include but are not limited to regulations and guidelines from the California Education Code, Title 5, the state chancellor’s office, and the ACCJC.

Once all technical review comments have been made, the proposal is returned to the originating faculty member(s) by the technical review chair for appropriate modifications.

After necessary changes have been made, the faculty member returns the course to the workflow for approvals.

Throughout the review process, the faculty author is responsible for modifying the proposal as necessary, completing and submitting all necessary forms via CurricUNET, and adhering to the Curriculum Committee timeline.

For a visual representation of this process, see figure 1.

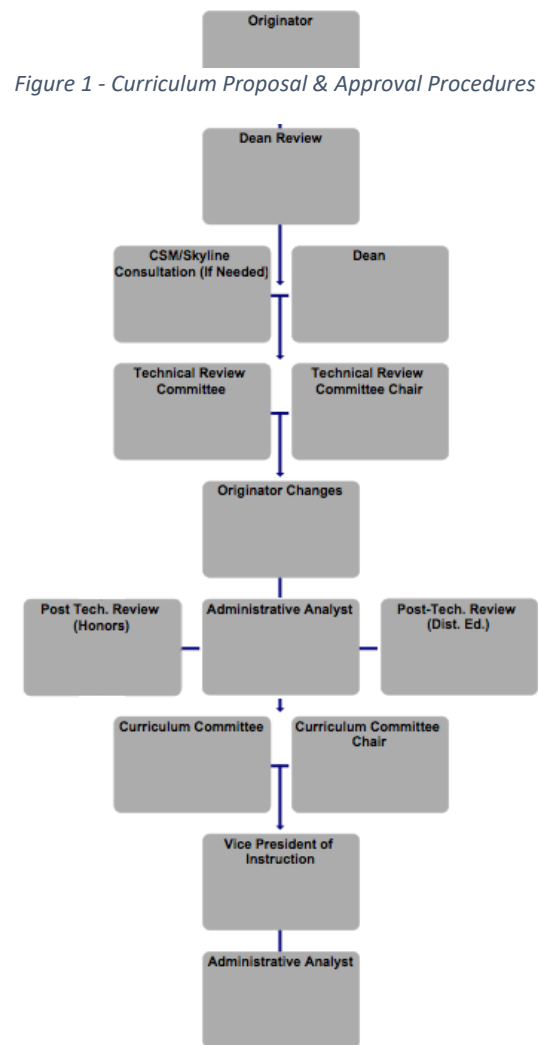


Figure 1 - Curriculum Proposal & Approval Procedures

## 2.2 SMCCCD Board of Trustees

The board of trustees provides the final level of local approval for all in-person and online courses, certificates, and degrees after they have advanced through the proper channels at each of the three colleges. The Board of Trustees Policies and Procedures Chapter 6 (“Educational Program”) pertains directly to curriculum, degree information and other education matters.

The SMCCCD board of trustees meets twice per month; however, the board approves curriculum only at the [Board of Trustees Regular Meeting](#) held on the fourth Wednesday of each month at six pm in the district board room.

The office of instruction submits all curricular additions, deletions, and modifications for approval under the consent agenda. For a list of agendas, visit the [Board agenda website](#). To see an example of the presentation of the “Justification for Board Report” section in CurricUNET on the board agenda, reference the appendices.



Board policies and procedures may be found at: <http://www.smccd.edu/boardoftrustees/policies.php>



### 2.3 Bay Area Community College Consortium (BACCC)

The [Bay Area Community College Consortium \(BACCC\)](http://www.baccc.edu) is comprised of the 28 colleges surrounding the San Francisco and Monterey bays. Funded by the Carl D. Perkins Vocational and Technical Education Act of 1998, the BACCC supports activities and projects that meet the following objectives:

1. Improving the academic skills of vocational and technical education students;
2. Strengthening connections between secondary and postsecondary education;
3. Preparing individuals for occupations in demand that pay family-supporting wages;
4. Investing in effective, high-quality programs.

The BACCC serves as a framework to enhance the coordination of regional programs; increase collaboration on regional priorities; and connect career technical education programs, economic and workforce development initiatives, and the chancellor's office.

Career and technical education (CTE) faculty must submit new credit programs and substantial changes to existing approved credit programs to the BACCC for recommendation prior to requesting approval from the state chancellor's office. Non-CTE curriculum is exempt from the BACCC recommendation process.

### 2.4 Chancellor's Office Curriculum Inventory (COCI)

The curriculum inventory, or [COCI](http://www.coci.edu), is the online repository for all courses and programs offered in California community colleges. Colleges use COCI to submit new (or notably changed) courses and programs for approval. The application uses course control numbers to identify and track course information. The curriculum specialist submits all courses to COCI while deans are responsible for submitting all programs to COCI.

## 2.5 Accrediting Commission for Junior and Community Colleges (ACCJC)

Cañada College is accredited by the [ACCJC](#), Western Association of Schools and Colleges, and is subject to the accreditation standards and requirements of that body, several of which pertain to curriculum, student learning outcomes, and instructional programs.

Once a program is approved by the state chancellor's office, the college submits a [Substantive Change Inquiry](#) to the ACCJC. ACCJC will respond whether or not a substantive change review by the commission is required.

## 2.6 CurricUNET Access Policy

Deans can request CurricUNET access for faculty members through the office of instruction. Deans must include the following information in an email requesting access for a faculty member:

**Name of faculty member:** First and last name

**Department:** Name of department and prefix

**Minimum qualification assessment:** Per the 2017 minimum qualifications handbook, [discipline area] requires [degree and professional experience]. The faculty member has a [degree type and discipline] and [x number of years of [type of work] experience].

Reference the [2017 Minimum Qualifications handbook](#) for information about minimum qualifications and the disciplines list.

## 2.7 Curriculum Process - Proposal Review

- Prior to the preparation of a curriculum proposal, the faculty author is encouraged to consult with their division dean and, in the case of the creation or modification of courses or programs that exist at other colleges in the district, to consult with their colleagues at those colleges regarding the impact of the curricular changes.
- Faculty submit proposals to their division dean for review via [CurricUNET \(Curriculum Proposal Submission deadline #1\)](#).
- The dean may return the proposal to the faculty author with requests for changes or additional information. The faculty author must respond to the dean's input before resubmitting the proposal to the dean (Curriculum Proposal Submission deadline #2).
- The division dean will review the revised proposal and, if satisfied that the requested changes have been made, forward it to the technical review committee for further review (Curriculum Proposal Submission deadline #3). Proposals will then be reviewed by the technical review committee and returned to the faculty author with the technical review committee's comments/requested changes ([Curriculum Proposal Submission deadline #4](#)).
- The faculty author will review the comments and will make any suggested correction(s) or prepare a rationale, to be presented to the Curriculum Committee at the time of the meeting, for not making suggested changes. Once the comments have been addressed and corrections have been made, faculty will re-submit the proposals to the Technical Review Committee ([Curriculum Proposal Submission deadline #5](#)).
- Once the proposal is reviewed and approved by the technical review committee chair, the proposal will be placed on the agenda for an upcoming Curriculum Committee meeting ([Curriculum Proposal Submission deadline #6](#)).

## 2.8 Curriculum Process - Approval Review

- The Curriculum Committee will meet, discuss presented curriculum proposals, and make recommendations to the dean and faculty author(s).
  - If no recommendations or changes are requested, then the committee may choose to approve the curriculum proposal.
  - If changes are requested by the committee, the faculty will make necessary changes/corrections to the proposal in CurricUNET and re-submit the proposal as directed by the committee. The course will then be placed on the next meeting agenda for a second reading.
- Once approved by the committee, the curriculum chair, the curriculum specialist, and the vice president of instruction will approve the proposals in CurricUNET for their implementation. Approved courses and programs are then submitted to the [California Community Colleges Chancellor's Office Curriculum Inventory](#) by the

curriculum specialist. Approved courses are submitted for course-to-course articulation, UC transfer approval (once per year), GE approval (once per year), C-ID and AD-T approval, as appropriate, by the articulation officer.

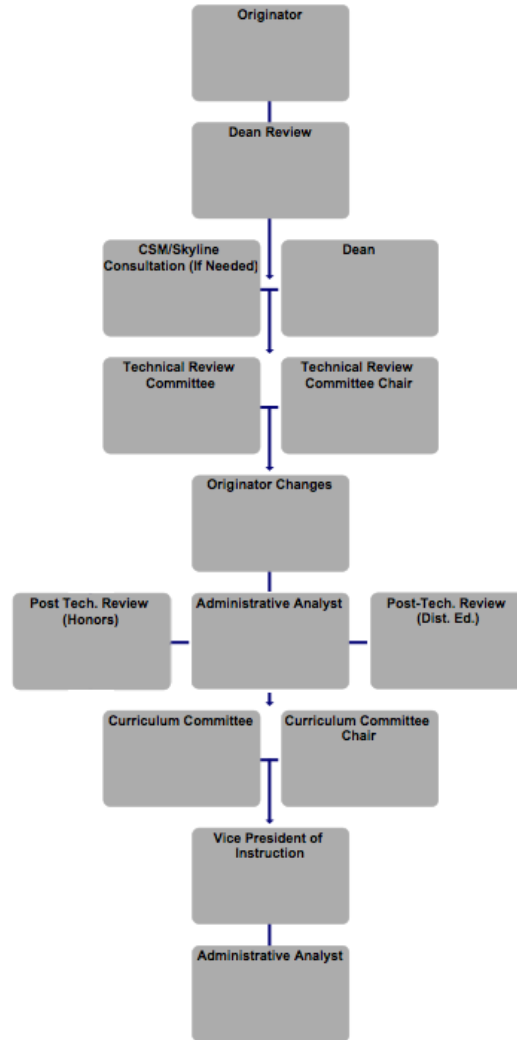


Figure 3- Curriculum Proposal & Approval Procedures

## 2.9 Follow-up Procedures After Curriculum Committee Action

### Curriculum Committee Chair

- “Approve” in CurricUNET all curriculum proposals approved by the Curriculum Committee.
- “Table” in CurricUNET any curriculum proposals tabled by the Curriculum Committee, and follow-up with faculty author(s).

### Curriculum and Instructional Systems Specialist

#### **New Courses, Course Inactivations (Deletions or Banking) and Course Modifications**

#### **New Programs, Program Inactivations (Deletions or Banking) and Program Modifications**

- Prepare materials for the various curriculum reports to the board of trustees.
- Enter data into the California Community Colleges Curriculum Inventory, course database, catalog and schedules as applicable.

### Vice President of Instruction

- If the vice president of instruction recommends not approving an action of the Curriculum Committee, the VPI will forward the material to the president of the Academic Senate and the college president, who will recommend approval or disapproval.

Division Deans

**New Programs, including new Associate Degrees for Transfer (ADTs)**

- Submit narrative and other documents to the California Community Colleges Curriculum Inventory.

Articulation Officer

**New Courses and Course Modifications with substantive changes**

- Submit/resubmit courses for course-to-course articulation, UC transfer approval (once per year), GE approval (once per year) and/or C-ID approval, as applicable.

**New ADTs and ADT Modifications with substantive changes**

- Submit/resubmit ADTs for approval.

**2.10 Curriculum Proposal Submission Deadlines**

**All curriculum actions - course or program additions, deactivations (banking/deletions) and modifications - take effect at the beginning of the following academic year in the Fall semester.**

Curriculum must be approved in enough time to be included in the college catalog and in the class schedule and, in many cases, to be submitted for transfer articulation and/or general education (GE) approval. At the start of each academic year, the Curriculum Committee chair will inform the faculty of the deadlines for submitting courses for UC transferability, and CSU/IGETC GE approval. Courses should be submitted for the earliest of the applicable deadlines.

- UC TCA final appeals submission  
Transfer Course Agreements (TCAs) “are the baseline for establishing transferability of community college courses to the University of California (UC). Courses approved for the TCA count as advanced standing elective credit toward an undergraduate degree at any UC campus and may also be submitted for campus-specific articulation or for Intersegmental General Education Transfer Curriculum (IGETC)” ([University of California Transfer Articulation, 2013](#)). Courses are submitted for UC TCA once per year in June. Courses that are not approved for TCA during this regular submission cycle may be modified and resubmitted with an appeal during the second review period the following October.
- IGETC/CSU General Education  
“The Intersegmental General Education Transfer Curriculum (IGETC) is a general education program that California Community College transfer students can use to fulfill lower-division general education requirements at a California State University or University of California campus” ([IGETC, ASSIST Help Pages](#)). “The CSU General Education-Breadth (GE-Breadth) program allows California Community College transfer students to fulfill lower-division general education requirements for any CSU campus prior to transfer” ([CSU General Education - Breadth, ASSIST Help Pages](#)). Courses are submitted for CSU GE and/or IGETC GE one time per year in December. This deadline is for courses that will be submitted for IGETC and/or CSU GE approval for the first time, or for modifications of courses that are being resubmitted for IGETC and/or CSU GE approval due to substantive changes (e.g. changes in units/hours, addition or deletion of course content).
- Fall Class Schedule  
The deadline for new courses and course modifications that affect the fall schedule of classes is the last Curriculum Committee meeting of the fall semester. Course modifications that affect the fall class schedule include:
  - Change in Course Title
  - Change in hours/units
  - Change in Class Schedule Course Description
  - Change in prerequisites, corequisites and/or recommended preparation
  - Change in grading method
  - Change in materials fee
  - Change in transferability

After the fall class schedule deadline, the changes listed above will not be allowed on courses to be offered the

following fall. Exceptions to this policy must be approved by the technical review committee.

- **Creation of new courses**  
ASSIST (Articulation System Stimulating Inter-Institutional Student Transfer) is “a computerized student-transfer information system that can be accessed over the World Wide Web. It displays reports of how course credits earned at one California college or university can be applied when transferred to another. ASSIST is the official repository of articulation for California’s colleges and universities and therefore provides the most accurate and up-to-date information available about student transfer in California” ([What is ASSIST?, ASSIST Help Pages](#))  
When new courses are created, or when previously deactivated courses are reactivated, they must be entered into ASSIST. The ASSIST database is open for new entries only during the month of April each year. Faculty creating new courses or reactivating previously deactivated courses must do so such that they are reviewed at a Curriculum Committee meeting before the end of April, so that these courses can then be entered into ASSIST.
- **Initial UC TCA, College catalog**  
*Initial UC TCA*  
Transfer Course Agreements (TCAs) “are the baseline for establishing transferability of community college courses to the University of California (UC). Courses approved for the TCA count as advanced standing elective credit toward an undergraduate degree at any UC campus and may also be submitted for campus-specific articulation or for IGETC” ([University of California Transfer Articulation, 2013](#)). Courses are submitted for UC TCA one time per year in June. This deadline is for any course (new courses or modified courses) that will be submitted for UC TCA.
- *College catalog*  
The [college catalog](#) reflects all active courses and programs at Cañada College. All changes made to courses and programs during an academic year will be reflected in the college catalog (as applicable) the following year.

## 2.11 Course Review Cycles

*All courses shall be updated according to the procedures outlined in the resolution below, adopted November 2013 and revised September 2015.*

Whereas, Title 5, §55003 states that “at least **once each six years** all prerequisites and corequisites established by the district shall be reviewed, except that prerequisites and corequisites for vocational courses or programs shall be reviewed **every two years**. These processes shall also provide for the periodic review of advisories on recommended preparation.”

Whereas, the University of California’s [Policy on Course Transferability, Directions for Revising the UC Transferable Course Agreements and Special Regulations for Courses in Specific Subject Areas](#) states that for UC transferable course agreements, “Outlines should be current (not more than seven years old).” The CSU system also requires currency of course outlines in order to articulate the courses.

Whereas, the C-ID (Course Identification Numbering System) requires that course outlines submitted for C-ID designation be **no more than five years** old. Outlines that have not been reviewed within five years therefore cannot be assigned a C-ID designator.

Resolved, the Academic Senate of Cañada College requires a routine review and updating of course outlines of record for CTE courses every two years and for all other courses at least once every five years.

During the review of the required and recommended preparation, faculty should:

1. Determine whether prerequisites, corequisites, and/or advisory courses are still appropriate
2. Add or delete prerequisite, corequisite, and/or advisory courses, as necessary



3. Make any other revisions in the course, such as updating textbooks to more recent editions
4. Submit the revised course outline of record for approval
5. Review degrees and certificates in the discipline to determine if the courses included are still appropriate

Failure to update the course outline of record within five years for non-CTE courses, and within two years for CTE courses, will result in the course being banked (deactivated) by the Curriculum Committee and removed from the schedule of classes and the college catalog.

### **Procedure**

Each June the office of instruction will generate lists of CTE courses that have reached their two-year review cycle and other courses that have reached their five-year review cycle. These lists will be distributed to all faculty, the Curriculum Committee, and division deans, and posted online no later than the first week of July. Faculty will have one academic year to update all courses (and programs as necessary/appropriate) that will remain active. These courses (and associated programs) must be updated, reviewed and approved at one of the Curriculum Committee meetings during the academic year to remain active in the subsequent year's catalog.

Departments will identify a faculty member with discipline expertise to be responsible for reviewing and updating the affected course outlines of record (CORs) and, as necessary/appropriate, programs.

If there are no discipline experts in the appropriate faculty service area (FSA) at the college, an expert from a sister campus will be sought to consult with local faculty from related disciplines to update the COR. In the event that no discipline experts are available within the district, the division dean may seek experts from other colleges or the private sector subject to the approval of the college's Academic Senate governing council.

In accordance with Title 5 and C-ID, the office of instruction will generate a list of any courses that have failed to meet the required review deadline and the programs affected. The Curriculum Committee will bank (deactivate) and remove from the schedule of classes and catalog those courses (and programs, as necessary). The committee will provide a list of all affected courses to the Academic Senate governing council.

See the matrix below for the five-year review cycle of both CTE and non-CTE courses.

# CURRICULUM REVIEW MATRIX ... 2020-2025

THE 5-YEAR **NON-CTE** REVIEW CYCLE of **COURSES**, **DEGREES**, and **CERTIFICATES** AT CAÑADA COLLEGE



## NON-CTE

5 Year Non-CTE Cycle	2020 -2021	2021 -2022	2022 -2023	2023 -2024	2024 -2025
	CURRICULUM TO BE REVIEWED DURING THE <b>ACADEMIC YEARS</b> SHOWN ABOVE:				
Course/Program Updates by department (# of)	Approvals take effect:	Course/Program Updates by department (# of)	Approvals take effect:	Course/Program Updates by department (# of)	Approvals take effect:
ANTH 5	Fall 2021	ASTR 2	Fall 2023	CHEM 7	Fall 2025
ART 27		BIOL 11		DRAM 12	
CRER 6		DRAM 151 1		ECE. 191 1	
HUM. 1		ENGL 14		EDUC 4	
INDV 10		ENGR 9		ENVS 2	
MATH 22		HSCI 2		GEOG 4	
SOSC 1		LCTR 12		GEO 3	
		LING 1		KINE 6	
		LIT. 13		LIBR 1	
		OCEN 2		METE 1	
	READ 2	PHIL 9			
		PHYS 7			
		PLSC 6			
		PSYC 6			
		VAR 9			
Courses reviewed: 72		Courses reviewed: 69		Courses reviewed: 78	

The numbers of courses and awards (degrees and certificates) associated with disciplines are subject to change each year due to curricular changes. Initial Review Cycle approved by the Cañada College Curriculum Committee 09/12/2014

Figure 4 - Curriculum Review Matrix: 5 Year Non-CTE Cycle

# CURRICULUM REVIEW MATRIX ... 2020-2025

THE 2-YEAR **CTE** REVIEW CYCLE of **COURSES**, **DEGREES**, and **CERTIFICATES** AT CAÑADA COLLEGE



## CTE

2 Year CTE Cycle	2020 -2021	2021 -2022	2022 -2023	2023 -2024	2024 -2025	
	CURRICULUM TO BE REVIEWED DURING THE <b>ACADEMIC YEARS</b> SHOWN ABOVE:					
Course/Program Updates by department (# of)	Approvals take effect:	Course/Program Updates by department (# of)	Approvals take effect:	Course/Program Updates by department (# of)	Approvals take effect:	
ACTG 6	Fall 2021	ECE. 21	Fall 2023	ECE. 21	Fall 2025	
ARCH 1		FASH 36		ARCH 1		FASH 36
BIOL 310 1		HMSV 2		BIOL 310 1		HMSV 2
BUS. 11		LEGL 14		BUS. 11		LEGL 14
CBOT 11		MART 41		CBOT 11		MART 41
CIS 13		670, 672 - See below		CIS 13		670, 672 - See below
INTD 18		COOP 670 1		INTD 18		COOP 670 1
MEDA 16				MEDA 16		
MGMT 1		672 Courses		MGMT 1		672 Courses
RADT 20		DANC, FASH, 2		RADT 20		DANC, FASH, 2
	HMSV, INTD, 2		HMSV, INTD, 2			
	LEGL, MEDA, 2		LEGL, MEDA, 2			
Courses reviewed: 98		Courses reviewed: 121		Courses reviewed: 121		

The numbers of courses and awards (degrees and certificates) associated with disciplines are subject to change each year due to curricular changes. Initial Review Cycle approved by the Cañada College Curriculum Committee 09/12/2014

Figure 5 - Curriculum Review Matrix: 2 Year CTE Cycle

### **2.12 Updating 695 Courses**

695 courses are independent study courses in various disciplines, “designed for students who are interested in furthering their knowledge via self-paced, individualized instruction provided in selected areas or directed study to be arranged with instructor and approved by the division dean using the Independent Study Form. Varying modes of instruction can be used -- laboratory, research, skill development, etc. For each unit earned, students are required to devote three hours per week throughout the semester. Students may take only one Independent Study course within a given discipline.”

As with all other courses in the catalog, the CORs for all 695 courses must be reviewed, updated and approved as part of the curriculum review cycle. Unlike other courses in the catalog, the CORs for all 695 courses, regardless of discipline, are consistent in verbiage, so any change in this verbiage impacts the CORs for all 695 courses. As such, these courses are reviewed, updated and approved simultaneously, during the same academic year rather than during the review year of their individual disciplines.

During the academic year in which 695 courses are scheduled for curriculum review, the technical review committee will review the COR verbiage for these courses. If no changes are deemed necessary by this group, then the COR verbiage will be advanced to review by the full Curriculum Committee. If the technical review committee decides changes are required to the 695 COR, then this change will be made to the verbiage for all 695 CORs and will be advanced to the full Curriculum Committee for review.

### **2.13 Policy on Removal of Items from Curriculum Queue at End of Academic Year**

*Approved May 2016*

At the close of each academic year, curriculum proposals that remain in the curriculum review and approval queue in CurricUNET (e.g. proposals that have been returned to faculty authors after dean’s review or technical review but not acted upon) will be cleared from the queue. When such a proposal is cleared from the queue, it will be retained in CurricUNET with a status of “Pending,” and any comments that have been made (e.g. by instructional deans or technical review committee members) will be saved as an attached file in the proposal. Faculty authors may submit the proposal into the curriculum review and approval queue anew during the subsequent academic year.

For instructions on locating a “Pending” curriculum proposal, please see Section 4.17, “Locating Not-yet-submitted Proposals in CurricUNET.”

## 2.14 Suggested Curriculum Update Cycle Timeline for Instructional Deans

The Curriculum Committee suggests the following timeline for instructional deans to assist faculty through the curriculum update cycle.

### August

- following the release of the curriculum proposal submission deadline schedule and curriculum update cycle documents, make initial contact with faculty in disciplines with 2- / 5-year updates during the upcoming year
- at flex day division meeting, announce disciplines with 2- / 5-year updates during the upcoming academic year

### October

- check progress of disciplines with 2- / 5-year updates
- give progress report on disciplines with 2- / 5-year updates at monthly division meeting
- send reminders to those disciplines that have not yet begun updates
- remind all division faculty that any course proposals that impact the subsequent fall schedule of classes must be submitted to CurricUNET for the dean's initial review by early November (see curriculum calendar for precise date)

### November

- check progress of disciplines with 2- / 5-year updates
- give progress report on disciplines with 2- / 5-year updates at division meetings
- encourage faculty in disciplines with 2- / 5-year updates to attend flex day curriculum work session to begin/continue work on curricular updates

### December

- give progress report on disciplines with 2- / 5-year updates at division meeting
- send reminders to those disciplines that have not yet begun updates

### January

- check progress of disciplines with 2- / 5-year updates
- give fall semester progress report on disciplines with 2- / 5-year updates at division meeting

### February

- check progress of disciplines with 2- / 5-year updates
- give progress report on disciplines with 2- / 5-year updates at division meeting
- send reminders to those disciplines that have not yet completed updates
- remind all division faculty that last day to submit curriculum proposals for 2020-2021 academic year in CurricUNET for Dean's initial review is early April (check yearly curriculum calendar for precise date)

### March

- check progress of disciplines with 2- / 5-year updates
- give progress report on disciplines with 2- / 5-year updates at division meeting
- send reminders to those disciplines that have not yet completed updates
- remind division faculty of the last day to submit curriculum proposals for the academic year (see curriculum calendar for precise date)

## 2.15 Technical Review

### *Technical Review Process*

The technical review committee is responsible for reviewing curricular proposals prior to their presentation to the full Curriculum Committee and providing constructive feedback to faculty. The goal of this group is to ensure that proposals meet all state and local requirements, including Title V and applicability to the mission of the college, Career and Technical Education, UC/CSU transfer and C-ID, where applicable.

If a curriculum proposal does not meet state and/or local requirements, the technical review committee will provide this feedback and request from the faculty author. If the author of a curriculum proposal does not respond to the feedback from the technical review committee, either by making the requested changes or by providing justification for not doing so, the committee reserves the right to reject the course proposal for consideration by the full Curriculum Committee.

Curriculum proposals that meet any of the following criteria will be returned to their faculty author for additional consultation and will not continue through the curriculum approval process:

- Degree-applicable courses that do not meet the definition of “lower division” coursework
- Courses that will not articulate with transfer institutions
- Courses that are proposed as stand-alone without justification
- Courses or programs that are redundant with courses or programs already in existence at the college
- Proposals for which the changes requested by the technical review committee have not been made and no justification has been provided by the faculty author

**Technical Review Committee Member Roles**

The roles of the members of the technical review committee in reviewing curriculum proposals are as follows:

<b>CurricUNET Category</b>	<b>Technical Review Member(s) Assessing</b>
<b>Course title and number</b>	Articulation Officer Curriculum and Instructional Systems Specialist
<b>Basic Course information</b>	Articulation Officer Curriculum and Instructional Systems Specialist Curriculum Committee Chair Library Representative Vice President of Instruction
<b>Units/Hours</b>	Articulation Officer Curriculum and Instructional Systems Specialist
<b>Materials Fee</b>	Articulation Officer Curriculum and Instructional Systems Specialist
<b>Student Learning Outcomes</b>	Articulation Officer Curriculum Committee Chair Library Representative Vice President of Instruction
<b>Course Objectives</b>	Articulation Officer Curriculum Committee Chair Library Representative Vice President of Instruction
<b>Course Lecture Content</b>	Articulation Officer Curriculum and Instructional Systems Specialist Curriculum Committee Chair Library Representative Vice President of Instruction
<b>Course Lab Content</b> (where applicable)	Articulation Officer Curriculum and Instructional Systems Specialist



	Curriculum Committee Chair Library Representative Vice President of Instruction
<b>TBA Hours Content</b> (where applicable)	Articulation Officer Curriculum and Instructional Systems Specialist Curriculum Committee Chair Library Representative Vice President of Instruction
<b>Recommended Preparation</b>	Articulation Officer Curriculum and Instructional Systems Specialist Curriculum Committee Chair Library Representative Vice President of Instruction
<b>Prerequisites/Corequisites</b>	Articulation Officer Curriculum Committee Chair Curriculum and Instructional Systems Specialist
<b>Content Review</b>	Articulation Officer Curriculum Committee Chair Curriculum and Instructional Systems Specialist
<b>Modes of Delivery</b>	Articulation Officer Curriculum Committee Chair Curriculum and Instructional Systems Specialist Vice President of Instruction
<b>Representative Instructional Methods</b>	Articulation Officer Curriculum and Instructional Systems Specialist Curriculum Committee Chair Library Representative Vice President of Instruction
<b>Representative Assignments</b>	Articulation Officer Curriculum and Instructional Systems Specialist Curriculum Committee Chair Library Representative Vice President of Instruction
<b>Representative Methods of Evaluation</b>	Articulation Officer Curriculum and Instructional Systems Specialist Curriculum Committee Chair Library Representative Vice President of Instruction
<b>Representative Texts</b>	Articulation Officer Library Representative
<b>Degree/Certificate Applicability</b>	Articulation Officer Curriculum and Instructional Systems Specialist

<b>Transferability/GE</b>	Articulation Officer Curriculum and Instructional Systems Specialist
<b>Distance Education</b> (where applicable)	Curriculum and Instructional Systems Specialist Coordinator of Online Instruction
<b>Distance Education Contact Types</b> (where applicable)	Curriculum and Instructional Systems Specialist Coordinator of Online Instruction
<b>Honors Content</b> (where applicable)	Curriculum and Instructional Systems Specialist Honors Transfer Program Coordinator
<b>Honors Addendum</b> (where applicable)	Curriculum and Instructional Systems Specialist Honors Transfer Program Coordinator
<b>Resources Needed</b>	Library Representative
<b>CB Codes</b>	Curriculum and Instructional Systems Specialist

**Technical Review Guidelines**

The following is intended to provide faculty with a better understanding of what the technical review committee considers when reviewing course proposals. Faculty initiators are encouraged to utilize this guide when creating course proposals in CurricUNET.

**Basic Course Information**

<p><i>Discipline</i></p> <ul style="list-style-type: none"> <li><input type="checkbox"/> For a new course, does the discipline assigned to the course reflect the body of knowledge required to teach the course content?</li> <li><input type="checkbox"/> For a new course, if the course exists elsewhere in the district, are you assigning the same discipline?</li> </ul>	<p><b>General Note:</b></p> <p>The discipline assigned to a course determines the minimum qualifications required to teach that course. Disciplines are assigned to courses based on the subject-area knowledge/expertise necessary to teach the content of the course.</p> <p>Courses may be assigned a single discipline, multiple disciplines, or designated as interdisciplinary.</p> <ul style="list-style-type: none"> <li>● Single discipline assignment: Requires minimum qualifications in the assigned discipline.</li> <li>● Multiple discipline assignment with an “and”: Requires minimum qualifications in <b>both</b> of the listed disciplines.</li> <li>● Multiple discipline assignment with an “or”: Requires minimum qualifications in at least one of the listed disciplines.</li> <li>● Interdisciplinary assignment: Requires minimum qualifications in at least one of the listed disciplines and upper division or graduate coursework in at least one of the other disciplines listed.</li> </ul> <p>For more information on assigning disciplines to a course, see <a href="#">Minimum Qualifications for Faculty and</a></p>
---	--

	<p><a href="#">Administrators in California Community Colleges</a> and <a href="#">Qualifications For Faculty Service In The California Community Colleges: Minimum Qualifications, Placement Of Courses Within Disciplines, And Faculty Service Areas</a>.</p>
<p><i>Course Number</i></p> <ul style="list-style-type: none"> <li><input type="checkbox"/> For a new course, does the course number reflect the course numbering guidelines published in the college catalog?</li> <li><input type="checkbox"/> For a new course, if the course exists within the district, are you using the same course number?</li> <li><input type="checkbox"/> For a new course, if the course is part of a sequence of courses, is the course number assigned consistent with its prerequisites and corequisites if they are from the same discipline?</li> </ul>	<p><b>General Note:</b></p> <p>Course numbers for new courses are assigned in consultation with the curriculum and instructional systems specialist.</p> <p>Course numbers for existing courses <u>cannot</u> be changed via a course modification proposal. To make such a change, the original course must be deactivated and a new course bearing the new course number created.</p>
<p><i>Full Course Title</i></p> <ul style="list-style-type: none"> <li><input type="checkbox"/> Does the course title describe the course content while remaining succinct?</li> <li><input type="checkbox"/> Are all abbreviations/symbols used in the course title spelled-out?</li> </ul>	<p><b>General Note:</b></p> <p>Banner allows only 30 characters to be entered in the system.</p> <p>To indicate that a course is part of a multi-course sequence, please use one of the following methods:</p> <ul style="list-style-type: none"> <li>● Roman numerals after the title (I, II, III)</li> <li>● Sequence words (beginning, intermediate; elementary, intermediate, advanced)</li> </ul>
<p><i>Cross Course</i></p> <ul style="list-style-type: none"> <li><input type="checkbox"/> If the proposed course is cross-listed with another existing active course on campus, is that course listed?</li> </ul>	<p><b>General Note:</b></p> <p>Cross-listed courses are those that are offered collaboratively through two departments/programs at the college. While these courses have separate course numbers in each department in which they are offered (e.g. ENGL 200 and LING 200), the course outlines of record of the courses are identical.</p>
<p><i>Catalog Course Description</i></p> <ul style="list-style-type: none"> <li><input type="checkbox"/> Does the catalog description provide a global description of what will be covered in the course?</li> <li><input type="checkbox"/> Does the catalog description avoid the use of “marketing language” (i.e. language that attempts to sell students on the need for the course)?</li> <li><input type="checkbox"/> Is the catalog description written in the present tense?</li> <li><input type="checkbox"/> Does the catalog description avoid repetitive phrasing?</li> <li><input type="checkbox"/> Is the catalog description written for readers who are unfamiliar with/have only a cursory knowledge of the discipline?</li> </ul>	<p><b>General Note:</b></p> <p>The catalog description should consist of brief, direct statements of course purpose and content, preferably no more than 50 words. It should be written in concise language that is intelligible to the reader and should describe the course in terms of its primary objectives. Descriptive phrases rather than sentences are acceptable; the course title should not be repeated. <b>Do not use the future tense.</b></p>

<p><i>Class Schedule Course Description</i></p> <ul style="list-style-type: none"> <li><input type="checkbox"/> Is the class schedule course description shorter than the catalog course description?</li> </ul>	<p><b>General Note:</b> This should be a concise, formal description of the course content. <b>Do not use the future tense.</b></p>
<p><i>Proposed Start Term</i></p> <ul style="list-style-type: none"> <li><input type="checkbox"/> Is a proposed start term included?</li> <li><input type="checkbox"/> Does the proposed start term meet the deadlines noted in the curriculum proposal submission deadlines schedule?</li> </ul>	<p><b>General Note:</b> All proposals are effective in the following fall term.</p> <p>If a course is being submitted for one or more external approvals (e.g., C-ID, GE, transferability), keep in mind the timeline of these approvals before putting the course in the schedule of classes. Reference the <a href="#">Curriculum Proposal Submission Deadlines document</a>.</p>
<p><i>Justification for Board Report or Curriculum Inventory update:</i></p> <ul style="list-style-type: none"> <li><input type="checkbox"/> Does the description include a reasonable explanation for the course proposal?             <ul style="list-style-type: none"> <li><input type="checkbox"/> For new courses, does the justification statement describe the need for the course, its place in the curriculum, and pertinent information such as the role of advisory committees?</li> <li><input type="checkbox"/> For all types of course modifications (modifications, bankings, deletions, reactivations), does the justification statement describe the need for the change?</li> </ul> </li> <li><input type="checkbox"/> Does the description use complete sentences and the present tense?</li> <li><input type="checkbox"/> Is the description free of grammatical errors?</li> </ul>	<p><b>General Note:</b> This section must be completed for all course proposals, including courses being modified to comply with the new COR Update Cycle and courses being banked/deleted.</p> <p>The text entered in this section is included on the curriculum report to the Board of Trustees and/or used by the California Community College Chancellor’s Office Curriculum Inventory. Please write in complete sentences and clearly explain the rationale for the proposal. To see an example of a Board Report, reference the appendices.</p> <p>If a course is being reviewed as part of the COR update cycle, and the faculty author determines no changes are needed, the faculty author should indicate in this field that the course was reviewed to be in compliance with the COR Review Policy and that no changes were found to be necessary at this time. The COR will then proceed through the curriculum approval process as normal; the division dean/Technical Review Committee may still request changes/updates to the course.</p>
<p><i>Modification Information</i></p> <ul style="list-style-type: none"> <li><input type="checkbox"/> Has faculty checked the appropriate boxes to indicate all modifications made to the course?</li> </ul>	<p><b>General Note:</b> These boxes do not automatically populate as information is entered into other screens in a proposal. These boxes must be clicked manually.</p> <p>Having this information is helpful to the technical review committee in reviewing a proposal and the Curriculum Committee in assembling their agenda.</p> <p>Once a proposal is approved, the boxes checked in this field will trigger updates to the following: Banner, the college catalog, the schedule of classes, articulation, degree audit, California Community Colleges Curriculum Inventory, etc.</p>

**Materials Fee**

<input type="checkbox"/> If a fee is required, has a justification been provided?	<p><b>General Note:</b> Consult with your division dean regarding the validity of the fee and the amount to be charged.</p>
---	---

**Student Learning Outcomes**

<input type="checkbox"/> Does the course have 3-5 SLOs? <input type="checkbox"/> Do the SLOs state broad, overarching skills that students will be able to demonstrate after completing the course? <input type="checkbox"/> Does the course content support the SLOs? <input type="checkbox"/> Are the SLOs measurable?	<p><b>General Note:</b> SLOs should be concise statements that are understandable by students in the course. Begin SLOs with action verbs that reflect the level of learning in the course and avoid vague verbs (e.g. <i>know</i>, <i>understand</i>) that are not measurable. Be wary of including too many outcomes in a single statement (“stacked outcomes”). SLOs may not be duplicated from one course to the next. They must be unique to a given course. In other words, no two courses may have identical or nearly identical SLOs.</p> <p>According to the Cañada SLO assessment cycle (SLOAC) policy, all active courses must be assessed at least once every three years. Which SLOs are assessed and when they are assessed within that three-year cycle is to be determined by each department. If a course has more than five SLOs, the technical review committee will ask the faculty author whether the course is offered with sufficient frequency to support assessment of all SLOs according to the SLOAC policy.</p> <p>Within CurricUNET, SLOs should be entered such that they complete the statement, “Upon successful completion of this course, a student will meet the following outcomes:”.</p> <p>For clarification of the difference between SLOs, Course Objectives/Specific Instructional Objectives and Course Content, see Section 4.1. For examples, see the appendices.</p>
---	---

**Course Objectives/Specific Instructional Objectives**

<input type="checkbox"/> Are the course objectives supported by the course content? <input type="checkbox"/> Are the course objectives written such that they illustrate what the students will be learning in the course?	<p><b>General Note:</b> Course objectives should state what the instructor expects to have as specific instructional goals for the course.</p> <p>The course objectives for a course may not be identical to the SLOs for that course.</p> <p>For clarification of the difference between SLOs, Course Objectives/Specific Instructional Objectives and Course Content, see Section 4.1. For examples, see the appendices.</p>
---	--

**Course Lecture Content**

<ul style="list-style-type: none"><li><input type="checkbox"/> Are topics and supporting sub-topics included?</li><li><input type="checkbox"/> Is sufficient information provided to support the unit value of the course?</li><li><input type="checkbox"/> Is sufficient information provided that a new faculty member will have clear expectations about what is required to teach the course?</li><li><input type="checkbox"/> Is sufficient information provided to allow for articulation of the course and/or evaluation of the course for GE and C-ID approval, as applicable?</li></ul>	<p><b>General Note:</b></p> <p>In writing this section of the COR, faculty should keep in mind that all listed content must be taught by all faculty teaching the course (unless noted as optional). This section of the COR is also used to evaluate courses for unit value assignment, course-to-course articulation, transfer approval, GE approval, and C-ID approval. In developing this section, faculty are advised to provide a thorough description of course expectations while still allowing for individual academic freedom and pedagogy.</p> <p>For clarification of the difference between SLOs, Course Objectives/Specific Instructional Objectives and Course Content, see Section 4.1. For examples, see the appendices.</p>
--	--

**Course Lab Content**

<ul style="list-style-type: none"> <li><input type="checkbox"/> Are topics and supporting sub-topics included?</li> <li><input type="checkbox"/> Is sufficient information provided to support the unit value of the course?</li> <li><input type="checkbox"/> Does the course lab content support learning listed in the course content?</li> <li><input type="checkbox"/> Does the course lab content support meeting the course objectives?</li> </ul>	<p><b>General Note:</b> This section is required only for laboratory courses and for courses with a laboratory component.</p> <p>For clarification of the difference between SLOs, Course Objectives/Specific Instructional Objectives and Course Content, see Section 4.1. For examples, see the appendices.</p>
---	---

**TBA Hours Content**

<ul style="list-style-type: none"> <li><input type="checkbox"/> Is information provided about the work students will be expected to complete during TBA hours?</li> <li><input type="checkbox"/> If course has TBA hours, has “lab” been selected on the <b>Representative Instructional Methods</b> and <b>Modes of Delivery</b> screens?</li> </ul>	<p><b>General Note:</b> This section is required only for courses with TBA hours.</p> <p>For examples of this COR section, see the appendices.</p>
---	--

**Recommended Preparation**

<p><i>Frequently Recommended Preparation</i></p> <ul style="list-style-type: none"> <li><input type="checkbox"/> Are recommended preparation courses indicated?</li> </ul>	<p><b>General Note:</b> When recommended preparation courses are selected in CurricUNET, information is automatically provided about the reading and writing levels that are indicated by that level of recommended preparation.</p> <p>If recommended preparation is indicated for a course, the justification section must be completed.</p>
<p><i>Justification for Frequently Recommended Preparation</i></p> <ul style="list-style-type: none"> <li><input type="checkbox"/> Is a justification provided that explains how skills provided by recommended preparation course(s) apply <b>specifically</b> to this course?</li> </ul>	<p><b>General Note:</b> When the Frequently Recommended Preparation field is completed, the reading/writing level indicated by the chosen recommended preparation will be shown. Ensure that the justification matches these reading and writing levels and illustrates how the skills obtained in those courses will be utilized in the proposed course. For examples, see the appendices.</p>

**Prerequisites/Corequisites**

	<p><b>General Note:</b> If a course has prerequisites or corequisites, it is recommended that the faculty member do the following:</p> <ul style="list-style-type: none"> <li>● if the course will be submitted for C-ID approval, verify that</li> </ul>
--	---



	<p>prerequisite/corequisite requirements for the course descriptor are met</p> <ul style="list-style-type: none"> <li>● if the course will be submitted for CSU/UC articulation, verify that prerequisite/corequisite requirements for the articulating institution are met</li> <li>● if the course is offered at other campuses in the district, coordinate with discipline faculty colleagues to align prerequisites/corequisites</li> <li>● if the course has non-sequential prerequisite(s), statistical validation will be required for justification</li> </ul> <p>If a course has prerequisites/corequisites defined, Content Review must be completed.</p>
--	---

**Content Review**

<p><input type="checkbox"/> Has Content Review been completed for all prerequisites/corequisites for the course?</p>	<p><b>General Note:</b> For more information about completing Content Review, see Section 4.6 Prerequisites, Corequisites and Content Review.</p>
--	---

**Modes of Delivery**

<p><input type="checkbox"/> Has at least one mode of delivery been indicated for the course?</p> <p><input type="checkbox"/> Is/are the mode(s) of delivery consistent with the course description/designation?</p> <p><input type="checkbox"/> If the course includes TBA hours, has “lab” been indicated as a mode of delivery?</p> <p><input type="checkbox"/> If modes of delivery indicated include Distance Education (online and/or hybrid), has a Distance Education addendum been completed?</p>	<p><b>General Note:</b> For more information about Distance Education addenda and approvals, see Section 4.8 COR Supplements.</p>
---	---

**Representative Methods of Instruction**

<ul style="list-style-type: none"> <li><input type="checkbox"/> Has at least one method of instruction been indicated for the course?</li> <li><input type="checkbox"/> Is/are the method(s) of instruction consistent with the course description?</li> <li><input type="checkbox"/> If course has TBA hours, has “lab” been selected on the <b>Representative Instructional Methods</b> screen?</li> </ul>	<p><b>General Note:</b> All courses must have at least one method of instruction indicated. The definition of each can be found in Section 4.2 Course Outline of Record and the <a href="#">California Community Colleges Management Information System Data Element Dictionary</a>.</p> <p>If a course includes TBA hours, these fall under the definition of “Laboratory/Studio/Activity.” Therefore, courses that have TBA hours must include “lab” as a Representative Method of Instruction.</p>
--	---

**Representative Assignments**

<ul style="list-style-type: none"> <li><input type="checkbox"/> Are all of the representative assignments completed <b>outside of class</b>?</li> <li><input type="checkbox"/> Do the representative assignments allow students to meet the course objectives?</li> <li><input type="checkbox"/> For degree-applicable and transferable courses, do the listed assignments make clear that critical thinking skills are taught in the course, utilized in assignments completed outside of class, and assessed as the basis of grading?</li> <li><input type="checkbox"/> Is approximate length (in pages, hours, etc.) and frequency of each reading and writing assignment included?</li> <li><input type="checkbox"/> If the course has a lab or TBA component, have example lab/TBA assignments been given, including length (in pages, hours, etc.) and frequency?</li> </ul>	<p><b>General Note:</b> In accordance with Title V, <u>example</u> assignments must be included in course outlines of record regardless of the type of course (lecture, lab).</p> <p>Assignments used by instructors in the course are to be consistent with but are <u>not</u> limited to these types/examples.</p> <p>Example assignments included in the course outline of record <b>must be assignments completed outside of class</b>. In-class note taking, in-class reading assignments, and written answers on quizzes or examinations are not appropriate example assignments for this section.</p> <p>For examples of this COR section, see the appendices.</p>
--	---

**Representative Methods of Evaluation**

<ul style="list-style-type: none"> <li><input type="checkbox"/> Do the representative methods of evaluation enable students to meet the course objectives?</li> <li><input type="checkbox"/> Do the representative methods of evaluation show an integration between the stated objectives and the method of instruction?</li> <li><input type="checkbox"/> Do the representative methods of evaluation consider different student learning modalities?</li> <li><input type="checkbox"/> For degree credit courses, are students required to demonstrate proficiency, at least in part, through essays employing college-level standards?</li> </ul>	<p><b>General Note:</b> Do not include specific grading policies in this section. These are representative methods, and the faculty teaching the course should choose the method of evaluation and for grading.</p>
---	---

<input type="checkbox"/> Do the representative methods of evaluation require students to demonstrate critical thinking skills?	
--	--

**Representative Texts**

<input type="checkbox"/> Is at least one representative text listed no more than 4 years old? <input type="checkbox"/> Is the textbook appropriate for the course? <input type="checkbox"/> For laboratory courses, is a laboratory manual (no more than 4 years old) provided?	<p><b>General Note:</b>                  For articulation and C-ID approval, this section must include at least one representative textbook that is no more than 5 years old <u>at the time of approval</u>.</p> <p>For courses that include a laboratory component and that will be submitted for UC transferability, this section must include at least one representative laboratory manual. Laboratory manuals that are created in-house satisfy this requirement.</p> <p>While the representative text listed on the course outline of record should be a text that is comparable to the text/reading resources used for a class, instructors are not required to use that textbook for the course.</p>
---	--

**Degree/Certificate Applicability**

<input type="checkbox"/> Has the proper designation been given to the course (Degree credit, Nondegree credit, Non-credit and/or basic skills)? <input type="checkbox"/> Will the course be part of a state approved program (as a core or selective requirement)? If so, which type of program(s) is it proposed for (AA-T/AS-T, AA/AS Degree and/or Certificate of Achievement)? <input type="checkbox"/> What specific programs is this course part of?	<p><b>General Note:</b>                  Consult with your division dean.</p> <p>For existing courses, run the Proposal Impact Report to find out all of the programs that your course is part of as a core or selective requirement. For more information about Proposal Impact Reports, see Section 4.9 Proposal Impact Reports.</p>
--	--

**Transferability**

<input type="checkbox"/> Has the faculty author indicated whether the course should transfer to the CSU and/or UC?	<p><b>General Note:</b>                  We, as California Community College faculty, determine whether the units for our degree-applicable courses transfer to the CSU system.</p> <p>There are specific guidelines for what qualifies for baccalaureate credit. The UC system determines whether California Community College courses receive credit at the UC system. Submissions for consideration for transfer to UC are limited to once a year. See the <a href="#">Curriculum Proposal Submission</a></p>
--	--

	<a href="#">Deadlines Document.</a>
--	-------------------------------------

**Resources Needed**

<input type="checkbox"/> Does the library have adequate resources to support this course?	<p><b>General Note:</b> As part of the technical review process, the library specialist provides information on available resources for the course.</p> <p>If more resources are needed, the library specialist will contact the faculty proposal author to discuss the purchase of additional resources.</p>
---	---

**Comparable Transferable Courses**

<input type="checkbox"/> For new courses that will be submitted for course-to-course articulation/GE approval, has a Comparable Transfer Course been listed?	<p><b>General Note:</b> This is mostly for new courses for which you believe there should be course-to-course articulation or GE area approval. Finding a comparable course helps with deciding whether the course will articulate for units, for GE or as major preparation at a CSU or UC.</p> <p>For guidelines about UC transfer, see the following website: <a href="http://ucop.edu/transfer-articulation/transferable-course-agreements/tca-update-process/outline-guidelines.html">http://ucop.edu/transfer-articulation/transferable-course-agreements/tca-update-process/outline-guidelines.html</a></p>
--	--

**CB Codes, Codes/Dates**

<input type="checkbox"/> See your dean for assistance with course CB codes.	<p><b>General Note:</b> Refer to the <a href="#">California Community Colleges, Taxonomy of Programs, Sixth Edition</a> for TOP Code information for both programs and courses. Refer to the <a href="#">California Community Colleges Course Data Elements Dictionary</a> for more information.</p>
---	--

For additional information on COR writing style, refer to [ASCCC's Stylistic Considerations in Writing Course Outlines of Record \(1998\)](#).

**2.16 Expedited Curriculum Approval Process for Articulation Review**

*The following policy was adopted in November 2014.*

Expedited Course Modification (Non-Significant Changes)

When the Articulation Officer receives the results of a course review (e.g. C-ID submission or course-to-course articulation) that requests a minor revision, then the Articulation Officer may request that the technical review committee review this course via expedited course modification in lieu of the standard curriculum approval process.

The expedited course modification process allows for the faculty author to make the requested minor revisions via a CurricUNET course modification proposal and then submit this proposal directly to the technical review committee for review and possible approval.

If approved unanimously by the technical review committee, the modification(s) will be made to the course and the course will be resubmitted for articulation/C-ID approval. The review date on the course outline of record will reflect this approval date.

Courses modified by the expedited process will be presented to the Curriculum Committee as informational items.

Revisions to a course that are appropriate for the expedited course modification process are:

- Addition of details/verbiage to Course Content to specify content that is already covered in course but was not previously made explicit on the Course Outline of Record
- Minor revisions to Representative Methods of Evaluation

Revisions to a course that are not appropriate for the expedited process are:

- Changes in units
- Changes in pre/corequisites
- Addition of new Course Content (i.e. addition of material that is not already covered in course)

An expedited course modification can be initiated only by the articulation officer following a course review (e.g. receipt of conditional C-ID approval following submission of the course to the California community college chancellor's office). Course updates as part of the curriculum review cycle are not eligible to use this process.

For faculty who have been contacted by the articulation officer following a course review and have been given permission to begin an expedited course modification, the procedure is as follows:

1. Log into CurricUNET (see [Section 4.10 Logging into CurricUNET](#) for step-by-step instructions).
2. Follow the procedure to modify an existing course (see [Section 4.13 Modifying an Existing Course in CurricUNET](#), steps 1-4). On the "Course Review Proposal" screen, under Proposal Type, select "**Cañada Expedited Artic Course Update.**" Click "**Next.**" Wait for that command to be processed, and then click "**OK.**" A window will appear that reads: "Your course is being created. Please wait." When the copying process is complete (usually less than one minute), a screen will appear entitled "Course Construction Main Menu." Continue to follow the instructions outlined in [Section 4.13 Modifying an Existing Course in CurricUNET](#) (step 6 - end) to make the changes requested.
  - Note that if the course was modified within the current academic year, an \*Approved\* version of the course will exist, and you will be unable to copy the \*Active\* version of the course. To create a copy of the approved version, contact Jose Peña (650-306-3400) and ask him to implement the course.
3. When you have made the changes requested, notify the articulation officer that the modified proposal is ready for review.

### 3. Statutory and Regulatory Requirements

Statutory requirements refer to laws passed by a state government, while regulatory requirements refer to a rule issued by a regulatory body appointed by a state government. California community colleges must comply with education code, Title 5, accreditation standards, and locally developed board policies. Understanding the required components of compliance helps Curriculum Committees complete tasks and plan for the future.

### 3.1 California Education Code

The California legislature establishes law regarding community colleges, and the laws are contained in the education code. These laws are a result of legislation and can be modified only by subsequent legislative action. They appear in their full text, including the intent of the language of the original author(s), on the legislature's [website](#).

### 3.2 Title 5 Regulations

[Title 5 regulations](#) are the working understanding of education code mandates established by the California legislature. Education code supersedes Title 5 regulations. The California community college's board of governors is responsible for approving Title 5 regulations. The California Community Colleges Chancellor's Office (CCCCO) is responsible for implementation and compliance.

Title 5 regulations have the force of law, though they can be modified by action of the board of governors without legislative intervention. In addition, the board of governors enacts "Standing Rules" that instruct the chancellor's office on how to carry out its functions.

To make changes to Title 5, constituent groups within the California community colleges may propose edits, additions or deletions to the CCCCCO. The Academic Senate for California community colleges recommends changes with regard to academic and professional matters, especially curriculum, degrees, student success, prerequisites, minimum qualifications, and other instructional topics where faculty have purview according to Title 5 §53200.

### 3.3 California Community Colleges State Chancellor's Office (CCCCO)

The California Community Colleges Chancellor's Office (CCCCO) [Division of Academic Affairs](#) is responsible for assisting colleges with Title 5 compliance on regulations pertaining to curricular matters. In particular, the curriculum and instruction area at the CCCCCO under academic affairs provides guidance to curriculum chairs and staff responsible for instructional operations. All questions about compliance to California law or regulation regarding credit and noncredit courses and programs, auditing of courses, community service offerings, and contract education should be directed to the CCCCCO Academic Affairs Division.

### 3.4 Program and Course Approval Handbook (PCAH)

The [Program and Course Approval Handbook \(PCAH\)](#) assists California community college (CCC) administrators, faculty, and staff in the development of programs and courses and the submission of these proposals for review by the chancellor's office.

The PCAH is organized into three major components:

1. an overview of curriculum authority and approval,
2. credit curriculum, and
3. noncredit curriculum.

### 3.5 Accrediting Commission for Junior and Community Colleges (ACCJC)

Cañada College is accredited by the [ACCJC](#), Western Association of Schools and Colleges, and is subject to the accreditation standards and requirements of that body, several of which pertain to curriculum, student learning outcomes, and instructional programs.

### 3.6 Basic Criteria for Course Approval

According to the Academic Senate for California Community Colleges (ASCCC), "The following elements of a course outline of record are items that reflect requirements from sources other than §55002, including other parts of Title 5, Chancellor's Office guidelines, and/or accreditation standards.

- All courses should be appropriate to the mission of the California Community College System, as defined in California Education Code §66010.4.
- The outline must clearly state the course's role in the fulfillment of a degree, certificate, transfer, or other need.
- How the course relates to, or differs from, similar courses should be distinguished.



- The primary course purpose must be clearly stated to allow evaluation of objectives.
- New career technical and transfer programs place external research requirements on demonstrating need for these programs and courses” ([The Course Outline of Record: A Curriculum Reference Guide](#), page 10)

### 3.7 Standards for Degree-Applicable Credit Courses

Degree-applicable credit courses (also known as “program-applicable courses”) are those credit courses that will apply toward an associate degree or other state-approved program. According to the Cañada college catalog, for degree-applicable courses the Curriculum Committee has confirmed that the course utilizes critical thinking and coursework is at a college level.

Further standards for the approval of degree-applicable credit courses, as outlined in §55002, are as follows:

- Grading in the course is based on demonstrated proficiency in the subject matter. This proficiency is demonstrated through written essays or (where appropriate) problem solving or skills demonstrations.
- The course grants units of credit based upon a relationship between the number of units and number of lecture/laboratory hours or performance criteria specified on the course outline of record, as specified by the governing board (see “Semester units/hours,” in [Section 4.2 Course Outline of Record](#)).
- As evidenced by the course outline of record, the scope and intensity of the course are such that achieving the objectives of the course requires students to study independently outside of class time (2 hours of study per hour of lecture).
- If it is determined, based on the course outline of record, that a student would be highly unlikely to succeed in the course without knowledge obtained outside of the course, then recommended preparation (prerequisites and/or corequisites) will be added.
- If it is determined that success in the course depends upon computation or communication skills, the course will require eligibility for enrollment in degree-applicable credit courses in mathematics and/or English, respectively, as prerequisites or corequisites.
- The course will be taught at the college level, including the use of critical thinking and college-level vocabulary and the understanding and application of college-level topics.

For more information, refer to the [Program and Course Approval Handbook, 6th edition](#), page 38 and the current [Cañada College Catalog](#) course descriptions page under the “General Information” and “Course Numbering and Transferable Credit” sections.

### 3.8 Standards for Nondegree-Applicable Credit Courses

Nondegree-applicable credit courses (commonly known as “stand-alone courses”) are credit courses that do not apply toward an associate degree or other state-approved program. The standards for the approval of nondegree-applicable credit courses, as outlined in §55002, are as follows:

- Grading in the course is based on demonstrated proficiency in the subject matter. This proficiency is demonstrated through written essays or (where appropriate) problem solving or skills demonstrations.
- The course grants units of credit based upon a relationship between the number of units and number of lecture/laboratory hours or performance criteria specified on the course outline of record, as specified by the governing board (see “Relationship of Units to Hours,” above).
- Intensity as evidenced by the course outline of record. The course must include reading and writing assignments, provide instruction in critical thinking and prepare students to study independently outside class. The course should prepare students for success in degree-applicable credit courses.
- If it is determined, based on the course outline of record, that a student would be highly unlikely to succeed in the course without knowledge obtained outside of the course, then recommended preparation (prerequisites and/or corequisites) will be added.
- If it is determined that success in the course depends upon computation or communication skills, the course will require eligibility for enrollment in degree-applicable credit courses in mathematics and/or English, respectively, as prerequisites or corequisites.

As of January 2014, approval of these courses by the California chancellor’s office is again required.

Important: students may only apply 17 semester units of non-degree applicable (standalone) courses to their certificate or degree. As stated in the Program and Course Approval Handbook, “in order to fulfill requirements for a certificate or degree major or area of emphasis, students cannot count 18 or more semester units (or 27 or more quarter units) of courses that have been approved as stand-alone credit courses. This requirement may limit the number of stand-alone credit courses that students may choose to complete to fulfill requirements for an award” ([Program and Course Approval Handbook, 6th edition](#), page 39).

As such, faculty members are strongly encouraged to create courses that are part of a specific state-approved program (degree or certificate). If a faculty member wishes to create a new stand-alone course, prior to technical review of the course proposal, they are required to justify to the division’s dean why that course is being created outside of a program.

All nondegree-applicable courses in the Cañada course catalog must have the following statement at the end of the course description: “Units do not apply toward AA/AS degree.”

For more information, refer to the [Program and Course Approval Handbook, 6th edition](#), pages 73-75 and 77 and the [Cañada College 2016-2017 Catalog](#), page 144.

### 3.9 Credit Course Repetition

According to the California Community Colleges Chancellor’s Office:

“The general rule is that district policy may not permit a student to enroll again in a credit course (also referred to as repeating or re-enrolling in a credit course) if the student received a satisfactory grade on the previous enrollment. An enrollment occurs when a student receives an evaluative or non-evaluative symbol pursuant to section 55023 in a credit course. (§ 55000(n).) Evaluative symbols include A, B, C, D, F, P, NP and for those districts who provide for the use of it, FW. (§ 55023(a) & (c).) Nonevaluative symbols include I, IP, RD, W and MW. (§ 55023(e).) A satisfactory grade is an A, B, C or P. (§ 55000(w).) Substandard work is course work for which the grading symbols D, F, FW, NP or NC (as defined in section 55023) have been recorded. (§ 55000(y).) A student receiving an A, B, C or P typically cannot enroll in that course again unless an exception to the general rule applies that allows an additional enrollment or enrollments in that course.” ([Credit Course Repetition Guidelines 2013](#), pages 1-2).

In accordance with § 55042, a student who has earned a substandard grade (D+, D, D-, F, NC, NP) may repeat the course to alleviate the substandard grade. This may be attempted a maximum of two times for a course, and all course attempts in a student’s academic record in the San Mateo Community College District count toward this limitation. A “course attempt” occurs when a student receives an evaluative or non-evaluative symbol for the course. If the student repeats the course and improves the grade, the grade and units for the final attempt are included in the student’s GPA. The previous substandard grades and units will be excluded in computing the student’s GPA.

Each student may attempt each course a maximum of three times. All course attempts throughout the San Mateo county community college district in a student’s academic record count toward this limitation. This includes withdrawals (“W”).

Exceptions to the general rule that allow districts to permit a student receiving a satisfactory grade to enroll in the same credit course again include the following:

- Courses properly designated by the district as repeatable (see below)
- Significant lapse of time since previous enrollment
- Extenuating circumstances
- Students with disabilities repeating a special class
- Legally mandated courses
- Occupational work experience courses
- Variable unit, open-entry/open-exit courses

For more information on these conditions, please see the current [Cañada College catalog Course Repetition section](#), or refer to the [SMCCCD Course Repetition Request Form](#).

According to § 55040 and 55041, the following types of courses may be designated as repeatable:

- Intercollegiate athletics
- Intercollegiate academic or vocational competition
- Courses in which the repetition of the course is required by CSU or UC for completion of a Bachelor's degree

For more information, refer to the [Program and Course Approval Handbook \(PCAH\)](#) page 62, the [California Community Colleges Guidelines for Title 5 Regulations on Repeats and Withdrawals](#) (2012) and the [Credit Course Repetition Guidelines 2013](#).

In accordance with [SMCCCD Board Policy 6.31](#), students can audit all SMCCCD courses “with the exception of classes in programs that require special preparation and/or program admission on a limited basis.” For more information on the SMCCCD auditing procedure, refer to the [Cañada College Catalog Auditing of Courses section](#) or the [SMCCCD Audit Request Form](#).

### 3.10 Standards for Noncredit Courses

According to § 55002, a noncredit course that has been approved by the campus and/or district Curriculum Committee “treats subject matter and uses resource materials, teaching methods, and standards of attendance and achievement that the committee deems appropriate for the enrolled students.” In addition, the course must meet the following standards:

- A course outline of record must be maintained for the course, specifying catalog description, course objectives, course content (within a specific body of knowledge), instructional methods, examples of assignments, methods of evaluation, and contact hours required for course completion.
- All sections of the course must be taught by a qualified instructor according to the specifications of the course outline of record.
- Non-credit courses are not subject to repetition limitations.

### 3.11 Selected Topics Courses (680-689, 879 and 880)

In general, a selected topics course (also known as an experimental course) is one for which full information on some approval criterion, such as feasibility or need, cannot be determined until the course is offered on a pilot basis.

Selected topics courses are considered to be stand-alone and cannot apply to a state-approved program as General Education and/or major requirements. These courses are numbered either **680-689** (*degree/certificate applicable, transferable*), **879** (*degree/certificate applicable, non-transferable*) or **880** (*nondegree/non-certificate applicable, non-transferable*). 680-689 courses may be used to meet elective program requirements (for specific unit limitations, see [Section 3.8 Standards for Nondegree-Applicable Credit Courses](#)). Similarly, they are CSU-transferable as units, but they do not meet specific CSU requirements (e.g. major preparation, GE requirements).

For a selected topics course to be placed in the schedule of classes, the course outline of record must first be approved by the Curriculum Committee, the San Mateo community college district board of trustees and the California community college chancellor's office, as is the case for a permanent course.

All selected topics courses that have gone through the curriculum approval process will be deleted at the start of the semester two years from the effective date on the course outline of record.

Once a selected topics course has been run for one semester, it must be converted into a permanent course if there are plans to continue offering the course. The faculty author of the course must initiate this process. To convert a selected topics course into a permanent course, please contact Curriculum and Information Systems Specialist Jose Peña at 306-3400 for assistance. Once he has cloned the course and assigned a permanent course number, follow the instructions for creating a new course - see [Section 4.12 Creating a New Course in CurricUNET](#) (start at step 4).

NOTE: Selected topics courses **do not** have to be updated by departments as part of their full curriculum update during the curriculum update cycle.

### 3.12 Relationship Between Hours and Units

*Approved by the San Mateo County Community College District Curriculum Committee May 2016*

The Colleges of the San Mateo County Community College District (SMCCCD) have aligned their practice regarding credit hour calculations in accordance with California Community Colleges Chancellor’s Office [Hours and Units Calculations document \(October 2015\)](#).

#### 1. Credit Hour Calculations

Colleges within the San Mateo County Community College District (SMCCCD) follow the standards for credit hour calculations outlined in Title 5 §§55002.5, 55002(a)(2)(B), and 55002(b)(2)(B) and guidelines set forth by the California Community Colleges Chancellor’s Office (CCCCO) for courses not classified as cooperative work experience. As outlined by the CCCCCO in its [Hours and Units Calculations Memo \(October 2015\)](#), the total of all student learning hours for a course (in-class lecture, lab, activity, clinical, TBA + outside-of-class hours) is divided by the hours-per-unit divisor to give the units of credit for a course:

For colleges in the SMCCCD, the hours-per-unit divisor used in this calculation is 48-54. As a result, a course of a given unit value will have a range of total student learning hours, expressed as a minimum and maximum. The minimum and maximum hours associated with that course will be listed on the Course Outline of Record (COR) (e.g., a 1-unit course will be listed as having a minimum of 48 student learning hours and a maximum of 54 student learning hours per semester). Courses in the SMCCCD are required to remain within the student learning hours range listed on the COR.

For examples of the student learning hours ranges associated with each unit level, please refer to the appendices.

#### 2. Instructional Categories

Courses offered at colleges in the SMCCCD fall into two instructional categories: lecture and laboratory. The ratio of in-class to outside-of-class hours per unit of credit for each of these instructional categories is as follows:

Instructional Category	In-class hours/unit	Outside-of-class and/or TBA hours/unit
Lecture	1	2
Laboratory	3	0

Outside-of-class hours can also be offered as To Be Arranged (TBA) hours, and these count toward the total student learning hours for the course.

#### 3. Unit Increments Issued

Colleges within the SMCCCD award units in 0.5-unit increments.

#### 4. Cooperative Work Experience

Colleges in the SMCCCD award units for cooperative work experience according to CCCCCO guidelines. 75 hours of paid work or 60 hours of non-paid work is equal to 1 unit of semester credit.

Reference [Appendix A: Calculating Maximum and Minimum Semester Hours](#) for more information.

### 3.13 CB Codes and TOP Codes

The CB CODES screen on CurricUNET identifies appropriate values for MIS data elements in the Course Basic Record reported to the Chancellor’s Office Management Information Systems (MIS). One of the data entry fields on the CB

CODES screen is the TOP code.

The [Taxonomy of Programs \(TOP\)](#) is a system of numerical codes used at the state level to collect and report information on programs and courses that have similar outcomes offered by the 109 California community colleges. The TOP was created in 1979 by the State Chancellor's Office, is used only by California Community Colleges, and serves a variety of purposes at the state level. Although the TOP was designed to aggregate information about programs, it has been extended to courses as well. Each course must be given the TOP code that comes closest to describing the course content. For help selecting the appropriate CB and TOP codes, consult your dean and/or the instruction office.

### **3.14 Articulation Agreement**

Articulation agreements are formal agreements between two campuses that define how courses taken at one college or university campus can be used to satisfy a subject requirement at another college or university campus. Articulation agreements between community colleges and colleges in the University of California and California State University systems can be found at [www.assist.org](http://www.assist.org).

### **3.15 Course Identification Numbering System (C-ID)**

The [Course Identification Numbering System \(C-ID\)](#) is a system by which comparable courses can be identified and more easily articulated across institutions, in particular, amongst community colleges and between California Community Colleges and CSUs. In 2018, the California Community Colleges Chancellor's Office and the Association of Independent California Colleges and Universities (AICCU) signed an agreement ensuring that California community college students pursuing an Associate Degree for Transfer (ADT) can receive guaranteed acceptance and a more affordable, seamless pathway to 36 private, non-profit four-year colleges and universities.

C-ID addresses the need for "common course numbers" by providing a mechanism to identify comparable courses. The number is assigned based on a course "descriptor" which was developed by intersegmental discipline faculty from California Community Colleges and CSUs and then these descriptors are assigned a C-ID number.

Once descriptors are developed, colleges are then asked to submit their course outlines of record; those that are determined to match the descriptor (based on prerequisite equivalence, units, objectives and content) are granted the C-ID number, facilitating articulation of this course.

In short, C-ID is a method for facilitating articulation. It is simultaneously a system of providing a common number to comparable courses and an answer to many challenges facing postsecondary transfer efforts.

#### ***C-ID Numbers***

The C-ID number is a designation that ties a course to a specific course "descriptor" that was developed by intersegmental discipline faculty and reviewed statewide. Most C-ID numbers identify lower-division transferable courses commonly articulated between the California Community Colleges and universities (including UC, CSU, as well as with many of California's independent colleges and universities).

An example of a C-ID number and name is:

CI-D number: HIST 140

CI-D title: United States History from 1865

#### ***C-ID Descriptors***

A [CI-D descriptor](#) is a document that provides minimum requirements of a given course in terms of general course description, prerequisites, corequisites, recommended preparation, course content, lab activities, and course objectives. Once the descriptor for a course has undergone wide discipline review, it is posted for general viewing at <http://www.C-ID.net>. Individual college courses are compared to the minimum requirements set by these descriptors. Any community college course that bears the C-ID number conveys that intersegmental faculty have determined it meets the published course content, rigor, and course objectives as listed in the descriptor. The C-ID descriptor also provides information for ongoing curriculum development and revision of lower division courses.

With the mandate for associate degrees for transfer (AA-T and AS-T degrees) that began in 2011, C-ID took on an additional and critical role: to provide descriptors and numbers for all of the courses in the Transfer Model Curricula (TMC).

In addition, all courses that are part of an Associate Degree for Transfer (ADT) for which a C-ID descriptor is available must first be submitted and approved for C-ID.

### **3.16 Articulation System Stimulating Inter-institutional Student Transfer (ASSIST)**

The ASSIST database is a repository of articulated, transferrable courses for all California Community Colleges, CSU, and UC campuses. It displays reports of how course credits earned at one California college or university can be applied when transferred to another, and it can be searched by college or major. Contact the articulation officer for help searching a related database called the *ASSIST Information Center*, by keyword or course title. ASSIST also displays CI-D numbers and titles.

### **3.17 Associate Degrees for Transfer (ADTs)**

California Senate Bill 1440 (Padilla) requires the development of Associate Degrees for Transfer (ADTs) at California Community Colleges. An ADT will require a student to complete 60 semester units/90 quarter units eligible for transfer to California State University (CSU), which include the following components:

- [IGETC](#) or [CSU GE breadth](#) pattern
- A minimum of 18 units in the major or area of emphasis

In addition to this, the community college may not require any further local graduation requirements.

A student completing an ADT with a GPA of 2.0 or better will be guaranteed admission to a CSU with junior status. The student is not guaranteed admission to a specific CSU campus or major, although he/she/they will have priority admission to the local CSU campus and to his/her/their major or area of emphasis.

The CSU may require a transferring student with an ADT to take additional courses at the CSU so long as those courses do not total more than 60 additional semester units/90 quarter units at the CSU (for a total of 120 semester units/180 quarter units for the bachelor's degree). The CSU may not require a transferring student with an ADT to repeat courses similar to those taken at the community college level as part of the ADT.

At this time, each community college is required to create an ADT "in every major and area of emphasis offered by that college for any approved transfer model curriculum approved ... within 18 months of the approval of the transfer model curriculum" ([EDUCATION CODE § 66746\(b\)\(1\)\(C\)](#)). That is, for any major or area of emphasis for which a community college has an active local associate's degree, the college must make the corresponding ADT within 18 months of release of the transfer model curriculum template. Determination of whether an active local associate's degree corresponds to an ADT/transfer model curriculum template is made on the basis of the [TOP Code](#) of each degree ([SB 440 Associate Degree for Transfer Requirement, 2015](#)).

As of July 1, 2015 all submitted ADT proposals must first have obtained C-ID approval for all courses that are part of the ADT for which a C-ID descriptor is available ([Update on C-ID Verification for Associate Degrees for Transfer \(ADT\), 2015](#)).

### **3.18 Transfer Model Curriculum (TMC)**

The ASCCC, in collaboration with the CSU Academic Senate, have developed Transfer Model Curriculum (TMC) for certain majors for students who transfer from a California community college to a CSU. Each TMC represents a structure developed by community college and CSU faculty for establishing the major components of a California community college ADT. According to Title 5, section 55063, and Education Code, section 66746, the associate degree must include a major or area of emphasis consisting of a minimum of 18 semester units.

TMCs were developed as a means of facilitating a statewide response to the mandate that all California community colleges offer ADTs. Draft TMCs are developed by intersegmental faculty in the discipline and made available for vetting



at [www.c-id.net](http://www.c-id.net). Once a TMC template is finalized, community college faculty have the option of developing degrees that align with the TMC. Approved TMC templates are located on the Chancellor's Office Academic Affairs Division ([www.cccco.edu/aad](http://www.cccco.edu/aad)) website under "Templates for Approved Transfer Model Curriculum."

New [Transfer Model Curriculum \(TMC\) templates](#) are released by the [California Community College Chancellor's Office](#) in February and September of each year.

## 4. Courses

### 4.1 Types of Courses

#### *Articulated Courses*

A course at one college that will fulfill a subject matter requirement at another college. The content of the articulated course has been reviewed by the two institutions who have determined that the courses are comparable. An articulated course will satisfy a specific major preparation or general education requirement at the transfer college.

#### *Banked Courses*

A course that has been temporarily deactivated and removed from the catalog until further action is taken. Any existing articulation for the course is preserved while it is banked.

#### *Cooperative Education Courses (670 and 672)*

Cooperative Education (Coop Ed) courses give students the opportunity to earn elective units of credit for work experience. At our college, there are two types of Occupational Cooperative Education:

1. **Occupational Cooperative Education/Work Experience (670; 1 to 4 units):** Students may receive credit for work experience related to their major field or to their established career goal. Students must attend an orientation offered during the first three weeks of each semester. Each unit requires 75 hours per unit for paid work and 60 hours per unit for unpaid work during the semester. May be repeated for credit up to 16 units. The unit limitation applies to any Cooperative Education Work Experience (any combination of 670, 671 and/or 672 courses) offered within the SMCCCD.
2. **Occupational Cooperative Education: Internship (672; 1 to 3 units):** Supervised internship in cooperation with private or public sector employers. Designed to apply knowledge and learn new skills, directly related to the student's program of study, outside of the normal classroom environment. Students must attend an orientation offered during the first three weeks of each semester. Each unit requires 60 hours per unit for unpaid work or 75 hours per unit for paid work during the semester. A minimum of 12 completed units in the occupational discipline is required. May be repeated for credit up to 16 units. The unit limitation applies to any Cooperative Education Work Experience (any combination of 670, 671 and/or 672 courses) offered within the SMCCCD.

Regulations for Coop Ed are covered in Title 5, beginning with section 55250.

#### *Corequisite Courses*

A course that must be taken concurrently with another course (i.e. during the same semester or session).

#### *Cross-Listed Course*

A course may be cross-listed (listed in the catalog under more than one discipline) only when it fits more than one discipline (see example below). Faculty with minimum qualifications in either discipline would be qualified to teach the course. CORs for cross-listed courses must be identical. For example, if a course called Economic History of the United States is cross-listed as ECON 120 and HIST 120, it is listed in the catalog under both subject codes and has identical CORs.

When cross-listing courses, faculty must consult with the articulation officer in order to ensure that there are no potential concerns regarding possible articulation agreements.

There must be a valid reason for faculty to propose cross-listed courses. Cross-listed courses are to be updated in the

same academic year, but they do not have to be reviewed and approved at the same Curriculum Committee meeting. In the case that one cross-listed COR is updated and the other is not by the relevant deadline, the updated COR will remain active, while the un-updated COR will be banked and the cross listing will be removed.

### **Degree-Applicable Courses**

A type of credit course that is transcript-eligible in the student's record and can be counted towards transfer, a certificate, or a degree. Such courses must be in accordance with the requirements of Title 5, section 55062. According to that section, the following types of courses are degree applicable:

1. All lower division courses accepted toward the baccalaureate degree by UC or CSU.
2. Courses accepted for transfer to the UC or CSU systems.
3. Courses within a TOP code designated as vocational, which are part of an approved CTE program.
4. English composition or reading courses not more than one level below the first transfer level course. ESL course are not considered under this definition.
5. All math courses above and including elementary algebra.
6. Credit courses in English or mathematics taught in or on behalf of other departments that are at a level comparable to transferable freshman composition (for English) or comparable to elementary algebra (for mathematics). This applies to ESL as well as all other disciplines. For English and ESL, this means that the course must require students to write several full-length essays for it to be associate degree applicable.

The Curriculum Committee approves degree-applicable credit courses based on the following standards established in Title 5, section 55002:

- **Grading policy:** The course culminates in a recorded grade based on standards outlined in Title 5, section 55023. Two key components that must be addressed as part of local approval are that the COR bases grades on:
  - Demonstrated proficiency in the subject matter, and
  - The ability to demonstrate proficiency, in part, through essays, problem solving exercises, or skills demonstrations, as deemed appropriate by the Curriculum Committee.
- **Units:** Units of credit are based on a relationship between the number of hours (typically expressed in terms of hours of lecture and/or hours of lab) and the number of units. Title 5, section 55002.5 provides details on calculating units, including this general principle:
  - Each unit of credit represents a minimum of three hours of study, including class time per week, over the length of the term used by the college.
- **Intensity:** The course must be designed with sufficient scope and rigor to require students to spend additional, independent study time beyond class hours. (The calculation of units is based on total student learning hours, i.e. hours spent both inside and outside of class.) The COR should provide sufficient scope and rigor to account for outside-of-class hours. *[Title 5, section 55002(a)(2)(C)]*
- **Prerequisite and Co-requisites:** Local curriculum approval includes an assessment of entry skills that may be necessary for students to successfully complete the course but that are not covered in the course. When the college and/or Curriculum Committee determines, based on a review of the COR, that a student would be highly unlikely to receive a satisfactory grade unless the student has knowledge or skills not taught in the course, then the course shall require prerequisites or corequisites. *[Title 5, section 55002(a)(2)(D)]*
- **Basic Skills Requirements:** If success in the course is dependent upon communication or computation skills, then the course shall require as prerequisites or corequisites eligibility for enrollment in associate degree credit courses in English and/or mathematics, respectively. *[Title 5, section 55002(a)(2)(E)]*
- **Difficulty:** The course calls for critical thinking and the understanding and application of concepts determined by the Curriculum Committee to be at the college level. *[Title 5, section 55002(a)(2)(F)]*
- **Level:** The course requires learning skills and a vocabulary that the Curriculum Committee deems appropriate for a college course. *[Title 5, section 55002(a)(2)(G)]*

### **Deleted Courses**

A course that has been removed from the catalog and from any associated programs in which the course had been included. Deleting a course will remove all course articulations.

### ***Distance Education***

Distance education means instruction in which the instructor and student are separated by distance and interact through the assistance of communication technology. Instruction provided as distance education is subject to the requirements that may be imposed by the Americans with Disabilities Act and section 508 of the Rehabilitation Act of 1973, as amended. [Title 5, section § 55200]

### ***Elective Courses***

Additional courses a student completes beyond general education and major requirements in order to achieve enough units for graduation or transfer. The number varies greatly among majors and depends on the number of courses already completed.

### ***Experimental Courses (680 and 880)***

In general, a selected topics course (also known as an experimental course) is one for which full information on some approval criterion, such as feasibility or need, cannot be determined until the course is offered on a pilot basis.

### ***General Education Courses***

Also referred to as breadth requirements. These are patterns of courses that a particular college or university requires for graduation (typically including English, history, arts, math and science, social science, literature and language) in addition to the courses required by the major. Cañada's GE pattern is in alignment with the CSU GE-Breadth pattern.

### ***Honors Courses***

Honors courses at Cañada are designed to support highly motivated, high achieving students, and is meant to better prepare them for university work. While the class content remains the same and students can expect to achieve the same student learning outcomes, the students' experience in an honors section may be significantly different in the following ways:

1. Topics covered with greater breadth and depth than non-honors, lower division course work;
2. Research expectations are beyond non-honors course assignments;
3. Extensive reliance on primary source documents and more advance research methodology is required;
4. Greater critical thinking and extended analysis than in non-honors course work; and,
5. Creative projects and/or documentation beyond non-honors course requirements

See the Honors Course Addenda for information about how honors-level work is implemented.

### ***Independent Study Courses (695)***

Courses that offer one-on-one instruction to achieve some specific goals beyond the current scope of existing courses. Such courses must have clear rules about faculty and student activities and interaction. Designed for students who are interested in furthering their knowledge via self-paced, individualized, directed instruction provided in selected areas to be arranged with the instructor and approved by the division dean using the Independent Study Learning Contract. Varying modes of instruction may be used -- lab, research, skill development, etc. For each unit earned, students are required to devote three hours per week throughout the semester. Students may take only one Independent Study course within a given discipline. Complete directions for enrolling and supervising an independent study student, and the Learning Contract, are found at the Curriculum Committee website.

Course outlines for 695 courses are based on a generic outline format for Independent Study applicable to all disciplines. This standardization is done to ensure securing a control number from the state's Curriculum Inventory and for articulation. Therefore, the following segments of the COR are the same for all 695 courses and cannot be changed by course originators: Units/Hours, Method of Grading, Recommended Preparation, and Catalog Description.

However, the following segments of the COR can be customized to the discipline (if appropriate): Specific Instructional Objectives, Representative Methods of Instruction, Representative Assignments, and Representative Methods of Evaluation. Also, faculty must complete the "Justification for Board Report" field on the BASIC COURSE INFORMATION

CurricUNET screen.

### *Leveled Courses*

Active participatory courses in physical education, visual arts, or the performing arts that are related to one another in content. (Courses are related in content when the courses have similar primary educational activities and different skill levels and are separated into distinct courses.) These courses are grouped into “families” of courses. Each course in the family represents a different skill level with different course outlines, course content, and SLOs for each level. Students are permitted to enroll in no more than four semesters of the courses that are related in content, i.e. per family of classes.

Examples:

MUS. 301: Piano I  
MUS. 302: Piano II  
MUS. 303: Piano III  
MUS. 304: Piano IV

FITN 334.1: Yoga I  
FITN 334.2: Yoga II  
FITN 334.3: Yoga III  
FITN 334.4: Yoga IV

### *Lower-Division Courses*

Generally understood as courses taken during the first two years of a four-year degree. Community college degree-applicable courses are generally considered lower division courses.

### *Major Preparation Courses*

Lower division (freshman/sophomore) courses taken at the community college in preparation for a major at a four-year university. Completing these “major prep” or “support for the major” courses increase a student’s chances of acceptance into competitive majors.

### *Nondegree-Applicable Credit Courses*

An additional type of stand-alone course. The category of nondegree-applicable credit courses was created by regulatory amendments adopted by the Board of Governors in 1986 and includes the following types of courses:

1. Basic skills courses as defined in Title 5, §55000(j).
2. Courses designed to prepare students to succeed in degree-applicable credit courses that integrate basic skills instruction throughout and assign grades partly upon demonstrated mastery of those skills.
3. Pre-collegiate CTE (Career Technical Education) preparation courses designed to provide foundation skills for students preparing for entry into degree-applicable CTE courses or programs.

Title 5, section 55002(b), requires that nondegree-applicable credit courses be approved by the college Curriculum Committee and district governing board. These courses must provide instruction in critical thinking, prepare students to study independently outside of class, and include reading and writing assignments. However, the course materials and level of difficulty do not have to be at the college level.

The college Curriculum Committee is responsible for recommending approval of nondegree- applicable credit courses based on standards specified in Title 5, section 55002(b):

- **Grading policy:** same as for degree-applicable credit courses.
- **Units:** same as for degree-applicable credit courses.
- **Intensity:** same as for degree-applicable credit courses, with the additional requirement that the course must demonstrate scope and intensity that prepares students – either through completion of this course or a required sequence of courses linked to this course – for degree-applicable work.
- **Prerequisites and Co-requisites:** Title 5 allows a college to require pre or co- requisites for nondegree-applicable courses. Nondegree-applicable courses must follow the standards, criteria, and approval process for pre-requisites and co-requisites outlined in Title 5, section 55003.

### *Pre-requisite Courses*

A course that must be completed with a C grade or better for a student to advance to another course. Prerequisite

courses provide the skills and knowledge essential to success in the course for which it is required. A student can challenge a prerequisite if s/he feels it has already been met.

### **Repeatable and Non-Repeatable Courses**

The general rule is that a student is not permitted to enroll again in a credit course if the student received a satisfactory grade on the previous enrollment. Thus, most courses are non-repeatable for credit.

One exception to this general rule are courses designated as repeatable. Under Title 5, only three types of courses are repeatable:

1. Intercollegiate athletics.
2. Intercollegiate academic or vocational competition.
3. Courses for which repetition is necessary to meet the major requirement of California State University (CSU) or University of California (UC) for completion of a bachelor's degree.

Additional information may be found in [SMCCCD Administrative Procedure 6.17.1 Course Repetition and Repeatable Courses](#).

### **Sequential Courses**

In a degree or certificate program, a sequential course follows a previous course in chronological or logical order.

Example:

PHYS 250: Physics with Calculus I

PHYS 260: Physics with Calculus II

PHYS 270: Physics with Calculus III

### **Transferable Courses**

Transferable courses are taken at one college and granted academic credit at another. When deciding if a course qualifies as a transfer course, the most basic consideration is whether or not a comparable course is offered as preparation for a major or as general education at the lower division at a CSU or UC.

Therefore, if a course is intended for transfer credit, you must use the COMPARABLE TRANSFER COURSES screen on CurricUNET to indicate that a comparable course exists at four-year institution(s). This is necessary to confirm CSU-transferability for the course and for proper articulation. Lower division parallel courses may come only from the CSU or UC systems. For help in determining if your course is transferable, please contact the articulation officer.

NOTE: Official information about course transferability and degree applicability is stated in the Cañada college catalog. Information about course transferability and degree applicability is updated on an annual basis. For the most current information about course transferability, consult a Cañada College counselor and/or ASSIST, the online transfer information database: <http://www.assist.org/web-assist/welcome.html>

### **Transferable Non-Articulated Courses**

This refers to a course that will only be used for transfer credit at the transfer college. This type of transferable course does not satisfy any subject requirement and can only be used for unit or elective credit.

### **Variable Unit Courses**

A course in which the units earned by the student varies according to the amount of content covered and work required. Commonly used for internship courses and independent study courses.

## **4.2 Course Outline of Record (COR)**

Course outlines of record (CORs) serve not only to document the policies of and expectations for a course, but also as legal documents used for articulation, accreditation and program review. CORs also serve to document content and

learning objectives for any faculty member who may teach a course, helping to promote continuity amongst course sections.

According to the Academic Senate for California Community Colleges (ASCCC), “Course outlines of record should be created with other courses in mind, particularly when similarities exist among them... Areas on a COR that provide opportunity for clear distinctions to be made among courses include the description, the objectives, core content, examples of assignments, and student learning outcomes” ([The Course Outline of Record: A Curriculum Reference Guide Revisited](#), pg. 8).

**Course number:** For a new course, the number will be assigned by the Curriculum and Instructional Systems Specialist from the Office of Instruction in conjunction with faculty and/or the division dean. When creating a proposal, please use XX1, XX2, XX3, etc. as a course number until you obtain your permanent course number from the Office of Instruction.

Examples of new course proposals:

MATH **XX1**  
MATH **XX2**  
MATH **XX3**, and so on...

**Semester units/hours:** See Section 3.12 Relationship Between Hours and Units for more information on calculating maximum and minimum semester hours for a course.

Please note that short or extended term courses are prorated so they contain the same number of hours as if the course were scheduled for a full semester. To maintain the integrity of the instructional program, care must be taken when scheduling short courses so that there is adequate time for students to complete homework assignments or by arrangement laboratory assignments.

**Materials fee:** Students in a course may be required to provide certain instructional materials or purchase materials from the college or district. In these cases, the institution may charge a materials fee (also known as an “instructional materials fee”) to students. Instructional materials for which a materials fee is charged must be “of continuing value to the student outside of the classroom setting,” ([California Community College Chancellor’s Office Student Fee Handbook](#), page 8), “the material must not be solely or exclusively available from the district” ([California Community College Chancellor’s Office Student Fee Handbook](#), page 9), and “shall not include materials used or designed primarily for administrative purposes, class management, course management, or supervision” ( [California Community College Chancellor’s Office Student Fee Handbook](#), pages 8-9). If a materials fee is charged for a course, a justification must be provided.

Note: “A material will not be considered to be solely or exclusively available from the district if it is provided to the student at the district's actual cost, or there are health and safety reasons for the district being the provider, or if the district is providing the material cheaper than it is available elsewhere” ([California Community College Chancellor’s Office Student Fee Handbook](#), page 9).

For more information on appropriate use of materials fees, see the [California Community College Chancellor’s Office Student Fee Handbook](#).

**Method of grading:** Grading method must be specified. Three options are available: Letter Grade only, Credit/No Credit, or Grade Option. If the course is designated as Grade Option, this means that the instructor issues a letter grade for all students; students have the option of having the letter grade converted to Credit/No Credit if they submit a request to Admissions and Records by the appropriate deadline. It should be noted that for certain majors, degrees and certificates, and for many four-year institutions, only letter grades are acceptable.

**Prerequisite(s) and Corequisite(s):** Course prerequisites are those courses which must be completed satisfactorily (grade of C or better) prior to enrollment in the course. Course corequisites are those courses which must be



completed concurrently with the course proposed. Title 5 regulations require that prerequisites be justified with, at the minimum, a Content Review. The establishment of prerequisites in English, reading, writing, and mathematics, and prerequisites in a different discipline requires the highest level of scrutiny involving appropriate research. For more information about prerequisites and completing Content Review see Section 4.6 Prerequisites, Corequisites and Content Review.

**Recommended preparation:** Also known as Basic skills advisories. See the [college catalog](#) for a full description of our system of recommended preparation/basic skills advisories. Through this system, those levels of Reading, Writing, and/or Math which are required for successful course completion are recommended for each course, when applicable. Advisories are not mandatory.

**Course designation:** This section lists the designation of the course (e.g. “Degree” or “Non-degree,” “Credit” or “Non-credit,” “Basic Skills”) as well as any institutions awarding Transfer Credit for the course (CSU, UC) and any local degree or transfer requirements (e.g. CSU GE, IGETC) that the course fulfills.

**Catalog description:** The catalog description should consist of brief, direct statements of course purpose and content, preferably no more than 50 words. It should be written in concise language that is intelligible to the reader and should describe the course in terms of its primary objectives. Descriptive phrases rather than sentences are acceptable, the course title should not be repeated, and the description should employ the present verb tense.

**Schedule of Classes description:** The Class schedule description should be shorter than the Catalog description, and should employ the present verb tense.

**Student Learning Outcomes:** Student learning outcomes (SLOs) are the major observable and assessable knowledge, skills, abilities or attitudes to be demonstrated as a result of completing the course. Instructors should complete this section in a manner that demonstrates students' use of critical thinking, (e.g., apply principles to new situations, formulate and assess problems and solutions, analyze, synthesize, evaluate, compare/contrast concepts/information learned). SLOs are required by the Accrediting Commission for Community and Junior Colleges (ACCJC) and must appear in both the COR and syllabus for all courses. SLOs may not be duplicated from one course to the next. They must be unique to a given course. In other words, no two courses may have identical or nearly identical SLOs. For clarification of the difference between SLOs, Course Objectives/Specific Instructional Objectives and Course Content, see [Section 4.4 Distinguishing Amongst Student Learning Outcomes, Specific Instructional Objectives and Course Content](#). For model examples of this COR section, reference the appendices.

**Course objectives/Specific instructional objectives:** These “are the key elements which must be taught each time the course is taught”(The Course Outline of Record: A Curriculum Reference Guide, 2008). These are the “things that must be taught to achieve ...” the student learning outcomes described for the course ([ACCJC Accreditation Notes, Spring 2009](#)). For clarification of the difference between SLOs, Course Objectives/Specific Instructional Objectives and Course Content, see [Section 4.4 Student Learning Outcomes, Specific Instructional Objectives and Course Content](#). For model examples of this COR section, see the appendices.

**Course content:** Course content is a detailed outline of the topical content covered in a course. When courses are submitted for approval by the California Community College Chancellor’s Office, as well as for course-to-course articulation, transfer approval, general education (GE) approval, and/or C-ID approval, this section is closely scrutinized by reviewers. It is essential that faculty authors be as complete as possible in providing course content, as external reviewers want to see that the content covered justifies the units earned for the course, and (for articulation and transfer approval) to know exactly what is being taught in the course, in detail, before accepting that a student has completed an equivalent course. For lecture courses, it is important to demonstrate that that “the course treats subject matter with a scope and intensity that requires students to study independently outside of class time” ([The Course Outline of Record: A Curriculum Reference Guide](#), page 28). For courses that include both a lecture and a laboratory component, both lecture content and lab content must be provided.

“Keep in mind that the content listed in the course outline is required to be covered by all faculty teaching the course

unless marked as optional. Furthermore, the listed content does not limit instructors from going beyond the topics in the outline” ([The Course Outline of Record: A Curriculum Reference Guide](#), page 28).

If a course will be submitted (or re-submitted) for GE approval, please note that, “[a]s a rule, no variable-topics courses (or directed-studies courses) are acceptable for IGETC or CSU GE-Breadth regardless of area, because they change too much from one term (and instructor) to the next” ([Guiding Notes for General Education Reviewers](#), page 8). If faculty plan to submit (or re-submit) a course for GE approval, they are cautioned to develop the course content section of the COR such that it is explicit that it is not a course in which the content covered changes from semester to semester.

For clarification of the difference between SLOs, Course Objectives/Specific Instructional Objectives and Course Content, see [Section 4.4 Student Learning Outcomes, Specific Instructional Objectives and Course Content](#). For model examples of this COR section, see the appendices.

**Representative methods of instruction:** These are types or examples of methodologies that will be used by instructors teaching the course. These should be appropriate to the specific instructional objectives of the course.

**Representative assignments:** Instructors should detail the kinds of reading, writing and other assignments given in the course and examples should be cited. The examples are especially important for courses to be submitted for CSU or UC articulation and C-ID approval.

**Representative methods of evaluation:** Methods of evaluation should describe the procedures used for evaluating student performance appropriate to the course. The procedures must be consistent with the objectives and content as specified in the outline. Degree credit courses must base a student's grade on demonstrated knowledge or proficiency in the subject matter and the ability to demonstrate that proficiency, at least in part, through essays employing college-level standards. An essential component of evaluation is the demonstration of students' critical thinking skills.

In describing evaluation procedures, instructors should detail the kinds of assessments given and examples should be cited. The examples are especially important for courses to be submitted for CSU or UC articulation and C-ID approval. The COR should be clear regarding the standards students must meet and the methods used to determine if these standards have been met. Students should know what to expect, and there should be a reasonable degree of comparability of student outcomes across different sections of the same course.

Students will be graded, at minimum, in at least one of the following two categories. If category a) is not included in the evaluation, the initiator must explain why substantial writing assignments are an inappropriate basis for at least part of the grade (§55002(a)).

- a) Substantial writing assignments, including essay exam(s), term or other paper(s), laboratory report(s), written homework, reading report(s), or other (specify).
- b) Substantial writing assignments in this course is inappropriate because: (1) the course is primarily computational in nature; (2) the course primarily involves skills demonstration or problem solving; (3) other rationale (explain).

**Representative Text(s):** Include a short list of representative text materials using the APA or MLA method of citation. For courses which are transferable, texts should be comparable to those used at the transfer institutions. For articulation and C-ID approval, this section must include at least one representative textbook that is no more than 5 years old at time of approval.

APA Citation Method:

Author last name + initials (Year) *Title of text*. Place of publication: Publisher.

*Example:* Loudon, M.C. (1998) *Organic Chemistry*. Menlo Park, CA: Addison-Wesley Publishing.

MLA Citation Method:

Author last name, author first name. *Title of Work*. City of publication: Publisher, Year of publication. Medium

*Example:* Katz, Larry. *Activities for a Diverse Classroom: Connecting Students*. Denver: PEAK Parent Center, Inc., 1998. Print.

For more information on course outlines of record and their components, see [The Course Outline of Record: A Curriculum Reference Guide](#).

### 4.3 Course Outline of Record vs Syllabus

A course outline gives the basic components of the course required to be taught by all instructors. A syllabus, on the other hand, describes how a specific instructor will teach the course in terms of specific assignments, dates, grading standards, and rules of conduct. A syllabus can include methods and topics that go beyond the course outline, so long as all content in the Course Outline of Record (COR) is also taught.

### 4.4 Student Learning Outcomes, Specific Instructional Objectives, and Course Content

Three sections of the course outline of record (COR) that faculty authors often find challenging are Student Learning Outcomes (SLOs), Specific Instructional Objectives/Course Objectives and Course Content (Lecture Content, Lab Content, TBA Content). In particular, faculty authors often have difficulty understanding the distinction amongst these sections, how each is used in evaluation and approval processes beyond the College, and what information is required in each.

For a description of each of these sections, see [Section 4.2 Course Outline of Record](#). For Technical Review recommendations for each of these sections, see Section 2 for Technical Review. For model examples of each of these sections, see the appendices.

The creation of CORs for degree-applicable and nondegree-applicable credit courses is required by Title 5. §55002; §55002a(3) and §55002b(3) state that CORs must contain course objectives and content. CORs are used by several organizations in processes outside the college to evaluate and approve courses. These include the review and approval of each course by the California Community College Chancellor’s Office (CCCCO) before it is added to the college catalog; the evaluation of courses for the Course Identification Numbering System (C-ID), course-to-course articulation and IGETC/CSU general education (GE) approval; and the accreditation process. The role of these COR sections in each of these processes is illustrated in Figure 4, below. Please note that this figure accounts only for these three sections and is not intended to illustrate fully any of the review processes listed.

<i>COR Section</i>	<i>Title 5 requirement</i>	<i>Accreditation review</i>	<i>CCCCO course approval</i>	<i>C-ID approval</i>	<i>Course-to-course articulation</i>	<i>IGETC/CSU GE approval</i>
Student Learning Objectives (SLOs)		✓				
Specific Instructional Objectives / Course Objectives	✓			✓	✓	✓
Course Content	✓			✓	✓	✓

*Figure 6 - Role of SLOs, Specific Instructional Objectives and Course Content*

For information on each of the full approval processes, please see [Section 7. References](#) for links.

While the information contained in these COR sections is interrelated, it is not identical. Points of distinction between these sections include formatting, specificity, and how the information is expressed.

**Course Content** (Lecture Content, Lab Content, TBA Content, as applicable) should contain “a complete list of all topics to be taught in the course” ([The Course Outline of Record: A Curriculum Reference Guide](#), page 28), generally formatted as an outline of major and minor topic headings. In contrast to SLOs and Specific Instructional Objectives/Course

Objectives, Course Content “is subject based so need not be expressed in terms of student capabilities or behavior” ([The Course Outline of Record: A Curriculum Reference Guide](#), page 28). Course Content is expected to be narrowly focused and specific.

**Specific Instructional Objectives/Course Objectives** “describe the goals and intentions of the instructor who teaches the course” ([Objectives vs. Outcomes](#), Rensselaer Polytechnic Institute) and in this way, are written from an instructor-centered perspective. They describe “specific, discrete units of knowledge and skill” ([What’s the Difference Between Learning Outcomes and Learning Objectives?](#), TSPRM) and illustrate how the instructor will utilize the Course Content to guide students in the course toward achieving the Student Learning Outcomes (SLOs). In this way, Specific Instructional Objectives/Course Objectives are the critical link between Course Content and SLOs. They develop the topics listed in the Course Content to show how the instructor intends to teach that information such that students who have successfully completed the course may demonstrate the SLOs described. Specific Instructional Objectives/Course Objectives are expected to be broader than Course Content and more narrowly-focused/specific than SLOs.

**Student learning outcomes (SLOs)** “are the overarching products of the course” ([Objectives vs. Outcomes](#), Rensselaer Polytechnic Institute) and “specify what students will know, be able to do or be able to demonstrate when they have completed or participated in a program/activity/course/project. Outcomes are usually expressed as knowledge, skills, attitudes or values” ([A Guide to Developing Measurable Student Learning Outcomes](#), page 1) and are generally written from a student-centered perspective. SLOs are expected to be broader than Specific Instructional Objectives/Course Objectives and Course Content.

While “... course objectives are like the nuts and bolts ... SLOs are what the students do with those nuts and bolts upon successfully completing the course” ([How Does a Course Objective Differ from an SLO?](#), Chaffey College). As ASCCC’s 2017 COR paper states, “Course objectives state the concepts or skills faculty introduce to students in a course or program in order to prepare students to meet a student learning outcome (SLO). Objectives are the means, not the ends. Course SLOs are the intended abilities and knowledge students can demonstrate after successfully completing the course objectives. SLOs must be written in measurable or observable terms and as actions that a student will perform in order to display the skills necessary to meet the SLO” ([The Course Outline of Record: A Curriculum Reference Guide Revisited](#), pg. 22) Although not required by Title 5, SLOs are required by ACCJC, as stated in Standard IIA3:

Another important distinction is that our accreditation commission requires “The institution [to] identify and regularly assess learning outcomes for courses, programs, certificates and degrees using established institutional procedures. The institution has officially approved and current course outlines that include student learning outcomes. In every class section students receive a course syllabus that includes learning outcomes from the institution’s officially approved course outline.” ([ACCJC Accreditation Standards](#), pg. 5)

It should be noted that SLOs may not be duplicated from one course to the next. They must be unique to a given course. In other words, no two courses may have identical or nearly identical SLOs ([Title 5, §55000\(l\)](#)).

The relationship between SLOs, Specific Instructional Objectives/Course Objectives and Course Content is illustrated in Figure 5, below. As stated above, each section builds on the next, with the Course Content serving as a foundation. The topics listed in the Course Content are then developed into broader teaching goals/intentions in the Specific Instructional Objectives/Course Objectives section; these Specific Instructional Objectives then lead students to develop the skills necessary to demonstrate the broader/more overarching Student Learning Objectives.

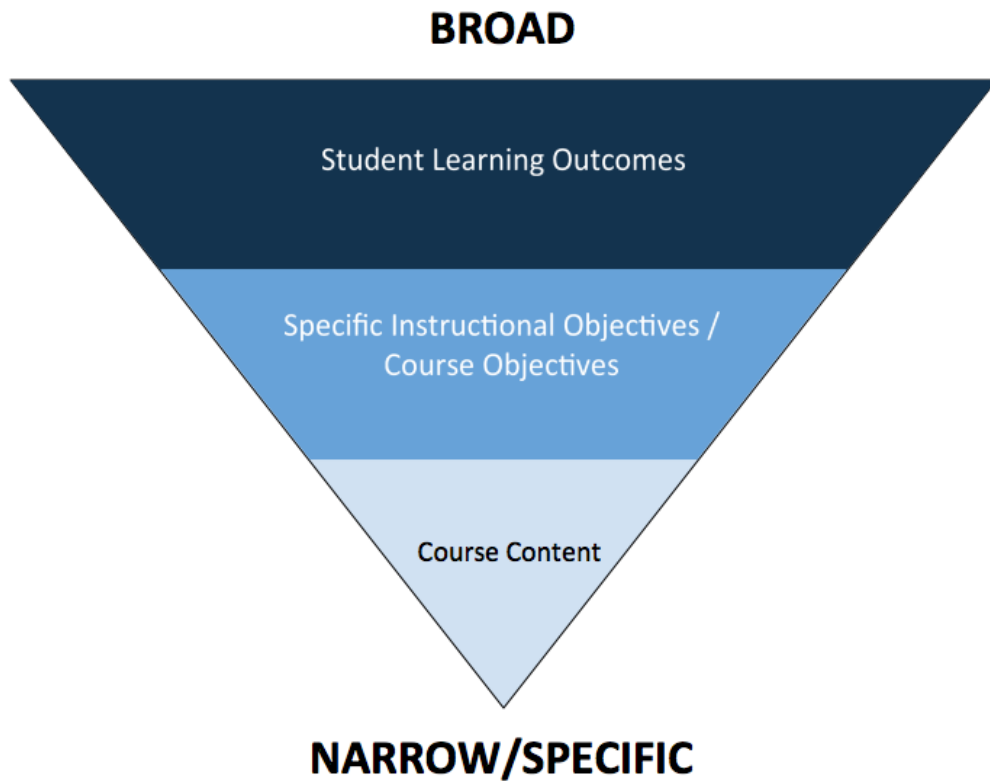


Figure 7 - Relationship between Student Learning Outcomes, Specific Instructional Objectives/Course Objectives and Course Content

#### 4.5 Interdisciplinary Courses

Faculty must take precautions when creating a course under the interdisciplinary prefix or that is interdisciplinary in nature.

According to the [2017 Minimum Qualifications Handbook](#), the minimum qualifications listed for Interdisciplinary Studies in the Disciplines List are:

- Master's in the Interdisciplinary area, OR

- Master's in one of the disciplines included in the interdisciplinary area and upper division or graduate course work in at least one other constituent discipline(s).

The existence of this designation satisfies the need to require more specialized minimum qualifications than that of a single discipline or cross-listing of courses. Cross-listing is the assignment of two or more disciplines to a course, and a faculty member with the minimum qualifications in any of the disciplines assigned to the course can teach the class. For more information, see the [Understanding Discipline Studies paper](#) by the Academic Senate for California Community Colleges.

If the State Chancellor's office discovers that an instructor does not meet minimum qualifications to teach the content of a course that is being taught, the students risk losing credit for the course. Faculty need to exercise due diligence when creating course content that reflects interdisciplinary subject matter. The Technical Review Committee will flag any interdisciplinary course material to ensure faculty have complied with minimum qualifications restrictions.

#### **Assignment of Disciplines**

Minimum qualifications for disciplines are established at the state level in the [2017 Minimum Qualifications Handbook](#). The assignment of courses to disciplines is locally determined and is primarily the responsibility of local Academic Senates, with the specific work of assigning courses to disciplines typically delegated to Curriculum Committees. Reference [ASCCC's article Who Gets to Teach that Course? The Importance of Assigning Courses to Disciplines](#) for additional information.

The Cañada College Curriculum Committee approved the assignment of select disciplines to HUM 650 and SOSC 650 – Life and Culture. Reference the [Assignment of Disciplines: Life and Culture memo](#) for additional details.

#### 4.6 Prerequisites, Corequisites, and Content Review

According to §55003, terms regarding recommended preparation for a course are defined as follows:

**“Advisory on recommended preparation** means a condition of enrollment that a student is advised, but not required, to meet before or in conjunction with enrollment in a course or educational program.

**“Corequisite** means a condition of enrollment consisting of a course in which a student is required to enroll in order to succeed in another course. The student acquires the necessary skills, concepts, and/or information in the corequisite course that supports success in the target course. Since the corequisite course provides skills or knowledge necessary for successful completion of another course, it is highly unlikely that the student can achieve a satisfactory grade in the course for which the corequisite is being established without the skills and knowledge provided in the corequisite course...

**“Prerequisite** means a condition of enrollment that a student is required to meet in order to demonstrate current readiness for enrollment in a course or educational program. Meeting the prerequisite provides assurance that the student has the skills, concepts, and/or information to succeed in the target course. The prerequisite ensures that students possess the skills or knowledge necessary for success in a program or course. For example a course might establish completion of an English course (or placement into English at a specific level) as a prerequisite before the student may enroll in a Philosophy course that requires high-level reading and writing skills” ([Program and Course Approval Handbook, 6th edition](#), page 84).

In order for a course to be approved by the Curriculum Committee, justification must be provided for all recommended preparation. This justification is provided on the “Prerequisites/Corequisites” and “Content Review” screens of the course proposal in CurricUNET.

#### Completing Prerequisite/Corequisite Justification in CurricUNET

1. From within your course in CurricUNET, click on the **“Prerequisites/Corequisites”** link from the Course Checklist on the right side of the screen. This will bring up the “Prerequisites/Corequisites” screen.
2. If this is a new course, or one for which no pre-/corequisites are currently defined, there will be a note that reads, *“You have no defined requisites.”* To add pre-/corequisites for your course, choose the requisite type (Prerequisite or Corequisite) from the drop-down box and click **“Add.”**
3. On the next screen, you will be asked to provide the course number, minimum grade, condition and any comment. You must also provide justification for the requisite course you are defining. Several justification statements are provided which may be checked if they apply; if they do not, you must provide a written justification for the requisite course you are defining. When you have finished entering the information required on this screen, click **“Add.”**
4. If you have additional requisite courses to define, continue this process by clicking **“Add.”** When you are finished defining requisite courses, click **“Finish.”** On the Course Checklist “Prerequisites/Corequisites” will now appear in green with a checkmark.
5. Click on the **“Content Review”** link from the Course Checklist on the right side of the screen. This will bring up the “Content Review” screen. In this section of your proposal you will show how each of the requisite courses you have defined aligns with your proposed course. From the “Requisite Course” drop-down menu, select your first requisite course.
6. On the following screen under “Content Review Type” you are then given a series of options with radio buttons:

**Objective to Objective:** You will justify the requisite course by aligning the Specific Instructional Objectives/Course Objectives of the requisite course to the Specific Instructional Objectives/Course Objectives of your proposed course. You will be provided with the Specific Instructional Objectives/Course Objectives for both courses. Click the boxes



- next to the Specific Instructional Objectives/Course Objectives that align.
- Objective to Content:** You will justify the requisite course by aligning the Specific Instructional Objectives/Course Objectives of the requisite course to the Course Lecture/Lab Content (as listed in the COR) of your proposed course. You will be provided with the Specific Instructional Objectives/Course Objectives for the requisite course and a blank box for your proposed course. Click the boxes next to the Specific Instructional Objectives/Course Objectives from your requisite course that align with your proposed course; use the dialogue box to list the applicable items from the Course Lecture/Lab Content of your proposed course that align.
- Content to Content:** You will justify the requisite course by aligning the Course Lecture/Lab Content (as listed in the COR) of the requisite course to the Course Lecture/Lab Content (as listed in the COR) of your proposed course. A blank box will be provided for each course; list the applicable items from each course's Lecture/Lab Content that align.
- Content to Objective:** You will justify the requisite course by aligning the Course Lecture/Lab Content (as listed in the COR) of the requisite course to the Specific Instructional Objectives/Course Objectives of your proposed course. You will be provided with a blank box for the requisite course and the Specific Instructional Objectives/Course Objectives for your proposed course. Use the dialogue box to list the applicable items from the Course Lecture/Lab Content of the requisite course that align with your proposed course. Click the boxes next to the Specific Instructional Objectives/Course Objectives from your proposed course that align with the requisite course.

Select a Content Review Type and indicate whether the requisite course you've selected is a Prerequisite or Corequisite. Complete the information required to align the requisite and proposed courses. When you have completed the fields, click "**Add.**"

7. Repeat this process for each of the requisite courses you have defined for your proposed course. Once you have done this for all requisite courses, click "**Finish.**" On the Course Checklist "Content Review" will now appear in green with a checkmark.

#### 4.7 Courses Offered at More Than One District College

If a new or modified course is taught at any of the colleges in our district, the relevant dean will consult with his/her counterpart regarding the course prior to creation/modification.

If the course is taught at more than one college in the district and a modification is being proposed, agreement must be reached regarding the following items, or the college initiating the change must create a new course number and title and submit as a new course:

- Units/contact hours
- Course title
- Repeatability
- Course pre- or corequisites
- Significant changes in course objectives (i.e. changes that reduce the objectives below what was agreed as equivalent)
- Significant changes in course content (i.e. changes that reduce the content below what was agreed as equivalent)

#### 4.8 COR Supplements

To include a Distance Education (DE) or Honors component for a new course, or to add it to an existing course as part of a modification, additional approvals must be obtained for the course by the initiating faculty member during the curriculum review and approval process.



### **Distance Education Supplements**

Distance Education includes:

- **Online courses** - Courses where the instructor and student are separated by distance for the entire course and can interact exclusively (100%) through the assistance of communication technology. The course is conducted through a class website, which may include multimedia material and links to other online resources. Students interact with the instructor and other students through posted class discussions, direct individual communication and assignments (that may include group work). Testing may be done online, via proctoring arrangements, or other means. Instructors require no mandatory on-campus meetings. If an instructor wishes to incorporate on-campus meetings into the course, the instructor must also provide for alternative distance education means of student participation.
- **Hybrid courses** - Courses that substitute a portion of face-to-face instructional hours with online work. The course may have some regularly scheduled on-campus meetings without alternative distance education means of student participation.

Any course that will or may be offered as hybrid and/or online must have a completed and approved DE Supplement as part of its CurricUNET entry. The DE Supplement within a CurricUNET entry includes two sections, "Distance Ed" and "DE Contact." Both of these sections must be completed and approved during the curriculum review and approval process, before the course is reviewed by the full Curriculum Committee and before such a course can be offered in hybrid/online format.

The purpose of the DE Supplement is to outline the ways the online portion of the course will be different in either delivery or evaluation from an in-person version of the course. Otherwise, the portions of the COR for the in-person delivery and evaluation will be assumed to apply. Note that online offerings of the course cannot have different lecture or laboratory content from in-person versions and must be evaluated using the same SLOs as the in-person versions. Like the COR in general, the DE supplement should be course, not instructor, specific.

All courses submitted to the Curriculum Committee as part of the curriculum review and approval process that have DE supplements shall be reviewed by the coordinator of online instruction, whether the DE supplement is new, revised, or existent without revision. All course proposals with DE supplements require the coordinator of distance education's approval to be placed on the Curriculum Committee's meeting agenda. A spreadsheet of courses with approved DE supplements may be found in the [Curriculum Committee's Public Document Library](#).

*Creation of a DE Supplement for a new course, or for an existing course that did not previously have a DE Supplement*

1. From within your course in CurricUNET, click on the "**Modes of Delivery**" link from the Course Checklist on the right side of the screen. This will bring up the "Modes of Delivery" screen.
2. Check the method of DE ("Online" or "Hybrid") that will be used in your course and click "Save." Once the screen has saved and refreshed, click "Finish." On the Course Checklist, you will now have a "Distance Ed" link (directly below "Transferability/GE") - this is the DE Addendum.

### *DE Supplement Review*

For a course that has a DE supplement (new, revised, or existent without revision), the review process is as follows:

1. In addition to creating, modifying or reactivating a course, the faculty author will complete the screens that make up the DE supplement. For more information on the components of the DE supplement and how to complete each section, see the appendices for a Distance Education Supplement Guide.
2. When the proposal is complete, the faculty author will submit this into the curriculum review and approval queue via the submission process in [CurricUNET \(Curriculum Proposal Submission deadline #1\)](#).
3. The DE supplement will be reviewed when the proposal has been forwarded to the technical review committee ([Curriculum Proposal Submission deadline #3](#)). As part of the technical review process, the coordinator of online instruction may return the proposal to the faculty author with requests for changes/additional information. The faculty author must then make the requested changes/respond to the request (as well as any received from the other technical review committee members) before resubmitting the proposal ([Curriculum Proposal Submission](#)

[deadline #4](#)). For more information on this process, see [Section 4.18 Responding to Requested Changes in CurricUNET](#).

4. Once the faculty author has responded to the changes requested by the technical review committee ([Curriculum Proposal Submission deadline #4](#)), the coordinator of online instruction will review the revised proposal and, if satisfied that the requested changes have been made, the coordinator of online instruction will notify both the faculty author and the office of instruction that the DE supplement has been completed satisfactorily. As with all aspects of the curriculum proposal review and approval process, it is the responsibility of the faculty author to make modifications to the proposal as necessary via CurricUNET according to the timeline set forth by the Curriculum Committee. If the author of a curriculum proposal does not respond to the feedback from the coordinator of online instruction (either by making the requested changes to the DE supplement or by providing justification for not doing so), the coordinator of online instruction may prevent the addition of their course proposal to the Curriculum Committee meeting agenda until changes are made/justification is provided.

### **Honors Supplements**

Any course that will or may be offered as an honors section must have a completed and approved Honors supplement as part of its CurricUNET entry. The Honors supplement within a CurricUNET entry includes two sections, "Honors Content" and "Honors Addendum." Both of these sections must be completed and approved during the curriculum review and approval process, before the course is reviewed by the full Curriculum Committee and before such a course can be offered for honors credit.

All courses submitted to the Curriculum Committee as part of the curriculum review and approval process that have Honors supplements shall be reviewed by the Honors Transfer Program (HTP) coordinator, whether the Honors supplement is new or revised. All course proposals with new/modified Honors supplements include the HTP coordinator in the curriculum review and approval process as part of the technical review committee and require the HTP coordinator's approval to be placed on the Curriculum Committee's meeting agenda. A spreadsheet of courses with approved Honors supplements can be found in the [Curriculum Committee's Public Document Library](#).

To add an Honors supplement to a course proposal:

1. From within the course in CurricUNET, click on the **"Basic Course Information"** link from the Course Checklist on the right side of the screen. If the "Basic Course Information" screen that comes up is currently locked, click "Unlock." Under "Proposal Information" check "Yes" under "Honors Course" and click "Save." Once the screen has saved and refreshed, click "Finish."
2. On the Course Checklist, you will now have "Honors Content" and "Honors Addendum" links (directly below "TBA Hours Content").

Courses that may be offered as Honors courses will automatically populate with the following information in the course outline of record in the "Honors Content" section:

"This course may be offered at an honors level. While the class content remains the same and students can expect to achieve the same student learning outcomes, the students' experience in an honors section may be significantly different in the following ways:

6. Topics covered with greater breadth and depth than non-honors, lower division course work;
7. Research expectations are beyond non-honors course assignments;
8. Extensive reliance on primary source documents and more advance research methodology is required;
9. Greater critical thinking and extended analysis than in non-honors course work; and,
10. Creative projects and/or documentation beyond non-honors course requirements

The specific details about how honors-level work is implemented in this course are included in the Honors Course Addendum."

### **Honors Supplement Review**


For a course that has a new or revised Honors supplement, the review process is as follows:

1. The faculty author will prepare the course proposal according to the steps described in Section 4.3 (for creation of a new course), Section 4.4 (for modification of an existing course) or Section 4.6 (for reactivation of an existing course). In addition, the faculty author will complete the screens that make up the Honors Supplement.
2. When the proposal is complete, the faculty author will submit this into the curriculum review and approval queue via the submission process in [CurricUNET \(Curriculum Proposal Submission deadline #1\)](#).
3. The Honors Supplement will be reviewed when the proposal has been forwarded to the Technical Review Committee ([Curriculum Proposal Submission deadline #3](#)). As part of the Technical Review process, the HTP Coordinator may return the proposal to the faculty author with requests for changes/additional information. The faculty author must then make the requested changes/respond to the request (as well as any received from the other Technical Review Committee members) before resubmitting the proposal ([Curriculum Proposal Submission deadline #4](#)). For more information on this process, see [Section 4.18 Responding to Requested Changes in CurricUNET](#).
4. Once the faculty author has responded to the changes requested by the Technical Review Committee ([Curriculum Proposal Submission deadline #4](#)), the HTP Coordinator will review the revised proposal and, if satisfied that the requested changes have been made, the HTP Coordinator will notify both the faculty author and the Office of Instruction that the Honors Supplement has been completed satisfactorily. As with all aspects of the Curriculum Proposal Review and Approval Process, it is the responsibility of the faculty author to make modifications to the proposal as necessary via CurricUNET according to the timeline set forth by the Curriculum Committee. If the author of a curriculum proposal does not respond to the feedback from the HTP Coordinator (either by making the requested changes to the Honors Supplement or by providing justification for not making the requested changes to the Honors Supplement), the HTP Coordinator may prevent the addition of their course proposal to the Curriculum Committee meeting agenda until changes are made/justification is provided.

#### 4.9 Proposal Impact Reports

Modifying, deleting, or banking a course may affect other courses that are linked to that course (e.g. as a prerequisite or corequisite), or programs of which that course is a part. To determine whether a course modification/deletion/banking that you are proposing impacts other courses or programs, run a Proposal Impact Report each time you create a proposal.

To run a Proposal Impact Report while editing a proposal, find the **Edit Course** menu on the left side of the screen.



Under this heading you will see the following icon: . When you hold your mouse pointer over this icon a menu will come up; from this menu select "Course Impact Report." The page that appears lists all courses and programs affected by your course proposal.

To run a Proposal Impact Report after submitting a proposal into the Curriculum Approval Process queue, under the **Build** menu on the left side of the screen choose "Course." The next page will show your "My Courses" list, which shows all of your course proposals that are currently in the Curriculum Approval Process. Find the course for which you want to run a Proposal Impact Report in your "My Courses" list, and hold your mouse pointer over the "Reports" button in the lower right corner of the course box. A menu will come up; select "Proposal Impact Report." The page that appears lists all courses and programs affected by your course proposal.

Affected courses/programs that appear on the Proposal Impact Report must also be modified to reflect the changes you are making to your course; these additional course/program modifications must be submitted into the Curriculum Approval Process queue at the same time as your original course proposal. For example, if you submit an original course proposal that includes a change in the Course Title, you must submit this course modification and also proposals to modify all programs (degrees and/or certificates) affected by this change in Course Title. The original course modification as well as the modifications of affected courses/programs must be reviewed at the same Curriculum Committee meeting.

#### 4.10 Logging in to CurricUNET

1. Go to CurricUNET at <http://www.curricunet.com/SMCCCD/>
  - a. **Note:** All steps below are case sensitive - use all lowercase letters

2. In the "User Name" box on the left side of the page, type your user name. Your user name is the first part of your district email address before the @ sign. For example, for the email address smithers@smccd.edu, the user name is **smithers**.
3. Type your password. If you are logging in for the first time, your default password is "changeme" (one word, all lowercase letters). For password retrieval, contact our Curriculum and Instructional Systems Specialist, Jose F. Peña, at (650) 306-3400 or [penaj@smccd.edu](mailto:penaj@smccd.edu).  
**Note:** You should immediately change your password the first time you use CurricUNET. On the left side of the page under "Prefs," click on "Personal Info." Type your new password in the two fields where it is requested, and click on OK. Then return to the CurricUNET home page by clicking on the home icon () on the left side of the page.
4. Under "College," make sure that "Cañada College" is selected.
5. Click on the "Log In" button found below the college selection area. You are now logged in to the CurricUNET home page.
6. Notice that question mark icons () appear to the right of each data entry field on this screen. These are **Help icons** and they appear on all CurricUNET screens. When you are unclear about the information being requested for a given field, click on the corresponding **Help icon** for more information. Please note that not all of the help screens have been populated, while others have been populated with information specific to each SMCCCD campus.

#### 4.11 Adding Co-Contributors

A faculty author may add other faculty as co-contributors, to enable them to view/contribute to a proposal. To do so:

1. From within your course in CurricUNET, click on the "Main" link from the Course Checklist on the right side of the screen. The screen that will come up is entitled "Course Construction Main Menu."
2. In the field marked "Co-Contributor(s)," click the link that reads, "Add a Co-Contributor." This will bring up a page entitled, "Create a Co-Contributor."
3. Use the drop-down list in the "Co-Contributor" field to select the faculty member you would like to add to your proposal as a co-contributor.
  - Note: If a faculty member's name does not appear on this list, that indicates that they do not currently have a CurricUNET account. Please contact the Curriculum Committee Chair or Curriculum and Information Systems Specialist for further assistance.
4. Once you have selected this faculty member's name, use the checkboxes in the "Screen Rights" field (directly underneath the "Co-Contributor" field) to indicate which parts of the proposal that co-contributor will be able to view and edit. If you want this co-contributor to have access to the entire proposal, click the link that says "Check All." When you have finished in this field, click, "OK." This will return you to the "Course Construction Main Menu" page. The name of the faculty member you just selected will now appear in the "Co-contributor(s)" field.
5. To add additional Co-contributors to the proposal, repeat this process, starting from step 2. Please note that you may grant different co-contributors access to different parts of the same proposal.

Please note the following regarding co-contributors to a proposal:

- When a faculty member is added to a proposal as a co-contributor, **they do not receive notification of this from CurricUNET**. Therefore, please contact that faculty member to inform them.
- While co-contributors are able to view and edit the parts of a proposal to which they have been granted access, they are not able to submit a proposal into the curriculum proposal review and approval process queue. Only the main author of the proposal, under whose CurricUNET account the proposal was created, is able to submit that proposal into the curriculum proposal review and approval process queue.
- While co-contributors to a proposal are able to view and edit the parts of a proposal to which they have been granted access, they are not able to indicate that action has been taken on a proposal following dean's review or technical review, as described in see [Section 4.18 Responding to Requested Changes in CurricUNET](#). Only the main author of the proposal, under whose CurricUNET account the proposal was created, is able to take action on a proposal as described in see [Section 4.18 Responding to Requested Changes in CurricUNET](#), steps 5 and 6.

#### 4.12 Creating a New Course in CurricUNET

Prior to beginning a new course entry, determine whether a similar course to the one you're creating already exists in the San Mateo county community college district (SMCCCD). You may do this by consulting with your instructional dean and discipline colleagues at College of San Mateo and Skyline. Alternatively, you can use CurricUNET to search for similar courses.

1. Once logged in to CurricUNET, on the left navigation bar on the home page, under “**Search**,” click on “**Course**.”
2. On the page that comes up (entitled “Course Search”), on the drop-down menu in the “College” field, change the selection to “District.” Type one or a few keywords from your course title into the “Course Title” box and click “OK.”
3. The page that comes up gives the results of your search for your keywords in the Course Titles at all colleges in the San Mateo County Community College District. Entries in red type marked **\*Active\*** are those courses currently active in a college's catalog. Entries in blue type marked **\*Historical\*** are archives of previous versions of courses from each college. Entries in purple type marked **\*Pending\*** are those courses for which a proposal has been created in CurricUNET, but that proposal has not yet been submitted into the Curriculum Proposal Review and Approval Process queue. Entries in green type marked **\*Launched\*** are those courses for which a proposal has been created in CurricUNET and submitted into the Curriculum Proposal Review and Approval Process queue. Entries in black type marked **\*Approved\*** are those courses that have gone through the Curriculum Proposal Review and Approval Process in the past academic year. Entries in black type marked **\*Banked\*** or **\*Deletion\*** are those courses that have been deactivated and no longer appear in that college's catalog.
4. If you do not get results using keywords, navigate back to the “Course Search” page (using your browser's back buttons), clear your keywords from the “Course Title” field and select your discipline from the drop-down list in the “Discipline” field. Click “OK”
5. The page that comes up gives all of the courses in your discipline at all colleges in the San Mateo County Community College District. The designations of these courses (e.g. **\*Active\***, **\*Historical\***, etc.) is the same as described in step 3.
6. If, in your search, you find an entry for an **\*Active\***, **\*Approved\***, **\*Pending\*** or **\*Launched\*** course at another SMCCCD college (or in another department at Cañada) that appears to be similar to the one that you are creating, and you have not yet spoken about this to your division dean and the discipline faculty responsible for this other course, STOP. Contact your division dean to consult. Contact the faculty responsible for this similar course or ask your dean for assistance in initiating this consultation. In these consultations, please consider the following:
  - Is there a need for this course at Cañada given that it already exists at another college in the SMCCCD? How so?
  - Are there enough students to support this course at multiple colleges in the SMCCCD?
  - (for creation of a course that already exists in another department at Cañada) Is the discipline assignment of the existing course appropriate? Is it appropriate to create a cross-listing for the course such that faculty from the originating discipline and the new discipline can teach it?

Once you have either (a) determined that no similar courses to the one you're creating already exist in the SMCCCD or in another department at Cañada, or (b) completed and documented the consultation process described above, you can continue your curriculum development in CurricUNET.

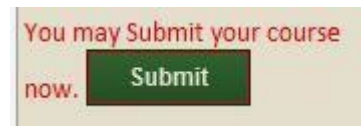
Please obtain an available course number from Jose Peña (306-3400) in the Office of Instruction prior to beginning your new course entry. If you cannot immediately do this, refer to section 4.1 for more information regarding course numbers.

7. Once logged in to CurricUNET, on the left navigation bar on the home page, under “**Build**,” click on “**Courses**.”
8. On the left navigation bar, under “**Courses**” click “**Create Course**.”
9. The screen (or “page”) that now appears is entitled “Create New Course.” Complete the required information. In the “Proposal Type” field, be sure to select “Cañada College – Cañada New Course.” When finished with this



screen, click **“OK.”**


10. CurricUNET will process the information you just provided and display it on a screen entitled “Course Construction Main Menu.” Notice the “Course Checklist” in the right margin. This is a list of all the screens that you will be completing, one at a time.
11. Click on the first screen in the Course Checklist: **“Basic Course Information.”** Complete all data fields in this screen, remembering to pay attention to any default settings and choices available via pull-down menus.
12. When finished completing the screen, click on **“Save.”** Wait for CurricUNET to save your work. (This can take from 2 to 20 seconds.) When it has, it will usually display a statement at the top of the screen that reads “Page Last Saved on: Date, Time, [Your Name].” If this statement does not appear, wait for the Microsoft “spinning wheel” to stop spinning. When it stops, your information has been saved.
13. If no error message appears and you have ensured that your information has been saved, click **“Finish.”**
  - If an error messages appears, it’s probably because you did not complete one or more required data fields. Supply the requested information and click **“Save”** again. After correcting your errors and saving, click **“Finish.”**
14. After clicking on **“Finish,”** a screen appears that summarizes the information you’ve provided. This serves as a confirmation that you’ve provided all the necessary information for that screen. If you need to edit this screen again, click **“Unlock.”**
15. Notice that as you complete each screen in the Course Checklist on the right margin, the title of that screen will be check marked and appear in bold green type. This is a visual cue that you have saved and finished that screen. (Remember, you can always go back later and **“Unlock”** and edit a screen of information.)
16. By completing all the relevant screens for your new course on the Course Checklist, you have entered all the necessary information for CurricUNET to create a Course Outline (see notes below).
  - ☑ After completing each appropriate screen, remember to click **“Save”** and wait for CurricUNET to accept your changes and redisplay them. This may take from 2 to 20 seconds. When your changes have been saved, it will usually display a statement at the top of the screen that reads “Page Last Saved on: Date, Time, [Your Name].” If this statement does not appear, wait for the Microsoft “spinning wheel” to stop spinning. When it stops, your information has been saved. After the screen you’re completing is redisplayed, click **“Finish.”** If you need to go back and make changes to other screens you’ve already worked on, select the appropriate screen from the right margin, click on **“Unlock”** and make your edits or changes and save.
11. If your course has a Corequisite and/or Prerequisite, you will need to complete the “Content Review” area found in the Course Checklist directly below “Prerequisites/Corequisites.” For more information on this process, see [Section 4.6 Prerequisites, Corequisites and Content Review](#).
12. When you’re certain you’ve completed all the relevant screens and are ready to submit your course proposal to your dean, click on the **“Submit”** button found on the left side of the page (The **“Submit”** button should be displaying a message that reads “You may submit your course now.”).
13. For information on Responding to requests for changes to your proposal, see [Section 4.18 Responding to Requested Changes in CurricUNET](#).




#### **Notes:**

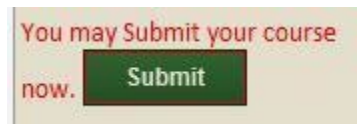
- If you are unclear about the information being requested for a given data field, click on the corresponding help icon for more information. If that doesn’t answer your question, consult your dean or Curriculum Committee division representative.

#### **4.13 Modifying an Existing Course in CurricUNET**

1. Once logged in to CurricUNET, on the left navigation bar on the home page, under **“Build,”** click on **“Courses.”**
2. On the left navigation bar, under **“Courses”** click **“Revise Course.”**
3. A screen will be displayed entitled “Course Search.” Select the College (it should default to Cañada College), Discipline, and type the Course Number of the course you wish to revise, and click on OK. (It’s not necessary to type the course title.)
4. When the “Course Search” results are displayed, under “Actions,” click on the **“Copy”** icon (  ) next to the

version of the course marked **\*Active\***. This creates a new working copy of the course that – once modified and approved – will replace the original version (the original version will be archived for historical purposes).

- If no **“Copy”** icon (  ) appears next to the version of the course marked **\*Active\*** this is likely because the course has already been modified in the current academic year. If this is the case, a version of the course marked **\*Approved\*** should also appear in your **“Course Search”** results. Contact Jose Peña (650-306-3400) and ask him to implement the **\*Approved\*** version of the course.
5. When the **“Course Review Proposal”** screen displays, select the college (it should default to Cañada), and using the pull-down menu for the Proposal Type, select **“Cañada Modified Course Proposal.”** This is used to modify an existing active course. (You can also choose to reactivate, bank or delete a course - instructions for banking, reactivating and deleting existing courses can be found in sections 4.5, 4.6 and 4.7 of this document, respectively).
  6. Click **“Next.”** Wait for that command to be processed, and then click **“OK.”** A window will appear that reads: **“Your course is being created. Please wait.”** When the copying process is complete (usually less than one minute), a screen will appear entitled **“Course Construction Main Menu.”** On the right side of the page is a list of screens called the **“Course Checklist.”** Begin by clicking on **“Basic Course Information.”** When that screen appears, scroll to the bottom (under the **“Modification Information”** Box) and click on the specific modification(s) you are proposing from the list provided. Under the **“Rationale/Justification”** Box, provide the rationale for the modification(s) you are proposing for this course. When you’re finished, click **“Save.”** Wait for that command to be processed (2 to 20 seconds), and then click **“Finish.”** The **“Basic Course Information”** screen will again display with a summary confirming that you have completed all the necessary information for that screen.
  7. When you’re finished, click **“Save.”** Wait for that command to be processed (2 to 20 seconds), and then click **“Finish.”** The **“Basic Course Information”** screen will again display with a summary confirming that you have completed all the necessary information for that screen.
  8. You may now select other screens (one at a time) from the **“Course Checklist”** in the right margin that need to be completed. The screens that need to be completed depend on the modification(s) you are making. However, it is good practice to take this opportunity to go through all the screens in the checklist and make certain that current, accurate information exists for your course.
    - After completing each appropriate screen, remember to click **“Save”** and wait for CurricUNET to accept your changes and redisplay them. This may take from 2 to 20 seconds. When your changes have been saved, it will usually display a statement at the top of the screen that reads **“Page Last Saved on: Date, Time, [Your Name].”** If this statement does not appear, wait for the Microsoft **“spinning wheel”** to stop spinning. When it stops, your information has been saved. After the screen you’re completing is redisplayed, click **“Finish.”** If you need to go back and make changes to other screens you’ve already worked on, select the appropriate screen from the right margin, click on **“Unlock”** and make your edits or changes and save.
  9. If your course has a Corequisite and/or Prerequisite, you will need to complete the **“Content Review”** area found in the Course Checklist directly below **“Prerequisites/Corequisites.”** For more information on this process, see [Section 4.6 Prerequisites, Corequisites and Content Review.](#)
  10. Return to the Basic Course Information screen by clicking on **“Basic Course Information.”** When that screen appears, scroll to the bottom (under the **“Modification Information”** Box) and ensure that you have indicated all of the modifications you made to your proposal on the list provided. When you’re finished, click **“Save.”** Wait for that command to be processed (2 to 20 seconds), and then click **“Finish.”** The **“Basic Course Information”** screen will again display with a summary confirming that you have completed all the necessary information for that screen.
  11. Before submitting your proposal, run a Proposal Impact Report to determine whether your proposed modifications affect any other existing courses or programs. If your changes affect any other courses or programs these courses/programs must be modified concurrently with your course modification. See [Section 4.9 Proposal Impact Reports](#) for more information.
  12. When you’re certain you’ve completed all the relevant screens and are ready to submit your course proposal to your dean, click on the **“Submit”** button found on the left side of the page (The **“Submit”** button should be displaying a message that





reads “You may submit your course now.”).

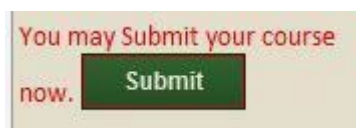
13. For information on responding to requests for changes to your proposal, see [Section 4.18 Responding to Requested Changes in CurricUNET](#)

#### Notes:

- If you are unclear about the information being requested for a given data field, click on the corresponding help icon for more information. Please note that not all of the help screens have been populated, while others have been populated with information specific to each SMCCCD campus. If there is “no help available,” as often is the case, consult your dean or Curriculum Committee division representative.

#### 4.14 Banking an Existing Course in CurricUNET

1. Once logged in to CurricUNET, on the left navigation bar on the home page, under “**Build**,” click on “**Courses**.”
2. On the left navigation bar, under “**Courses**” click “**Revise Course**.”
3. A screen will be displayed entitled “Course Search.” Select the College (it should default to Cañada College), Discipline, and type the Course Number of the course you wish to revise, and click on OK. (It’s not necessary to type the course title.)
4. When the “Course Search” results are displayed, under “Actions,” click on the “**Copy**” icon () next to the version of the course marked **\*Active\***. This creates a new working copy of the course that – once modified and approved – will replace the original version (the original version will be archived for historical purposes).
  - If no “**Copy**” icon () appears next to the version of the course marked **\*Active\*** this is likely because the course has already been modified in the current academic year. If this is the case, a version of the course marked **\*Approved\*** should also appear in your “Course Search” results. Contact Jose Peña (650-306-3400) and ask him to implement the **\*Approved\*** version of the course.
5. When the “Course Review Proposal” screen displays, select the College (it should default to Cañada), and using the pull-down menu for the Proposal Type, select “**Cañada Course Banking**.” This is used to bank an existing active course.
6. Click “**Next**.” Wait for that command to be processed, and then click “**OK**.” A window will appear that reads: “Your course is being created. Please wait.” When the copying process is complete (usually less than one minute), a screen will appear entitled “Course Construction Main Menu.” On the right side of the page is a list of screens called the “Course Checklist.” Begin by clicking on “**Basic Course Information**.” When that screen appears, scroll to the bottom (under the “Rationale/Justification” Box) and provide the rationale for the banking of this course. When you’re finished, click “**Save**.” Wait for that command to be processed (2 to 20 seconds), and then click “**Finish**.” The “**Basic Course Information**” screen will again display with a summary confirming that you have completed all the necessary information for that screen.
  - After completing each appropriate screen, remember to click “**Save**” and wait for CurricUNET to accept your changes and redisplay them. This may take from 2 to 20 seconds. When your changes have been saved, it will usually display a statement at the top of the screen that reads “Page Last Saved on: Date, Time, [Your Name].” If this statement does not appear, wait for the Microsoft “spinning wheel” to stop spinning. When it stops, your information has been saved. After the screen you’re completing is redisplayed, click “**Finish**.” If you need to go back and make changes to other screens you’ve already worked on, select the appropriate screen from the right margin, click on “**Unlock**” and make your edits or changes and save.
7. Before submitting your proposal, run a Proposal Impact Report to determine whether your proposed modifications affect any other existing courses or programs. If your changes affect any other courses or programs these courses/programs must be modified concurrently with your course modification. See [Section 4.9 Proposal Impact Reports](#) for more information.
8. When you’re certain you’ve completed all the relevant screens and are ready to submit your course proposal to your dean, click on the “**Submit**” button found on the left side of the page (The “**Submit**” button should be displaying a message that reads “You may submit your course now.”).
9. For information on responding to requests for changes to your proposal, see [Section 4.18 Responding to Requested Changes in CurricUNET](#).



**Notes:**

- If you are unclear about the information being requested for a given data field, click on the corresponding help icon for more information. Please note that not all of the help screens have been populated, while others have been populated with information specific to each SMCCCD campus. If that doesn't answer your question, consult your dean or Curriculum Committee Division Representative.



**4.15 Reactivating (“Un-banking”) an Existing Course in CurricUNET**

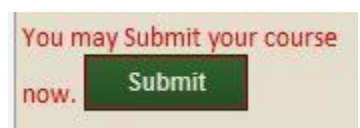
Prior to beginning your course reactivation, determine whether a similar course to the one you're reactivating already exists in the San Mateo County Community College District (SMCCCD). You may do this by consulting with your instructional dean and discipline colleagues at College of San Mateo and Skyline. Alternatively, you can use the CurricUNET to search for similar courses.

1. Once logged in to CurricUNET, on the left navigation bar on the home page, under “**Search,**” click on “**Course.**”
2. On the page that comes up (entitled “Course Search”), on the drop-down menu in the “College” field, change the selection to “District.” Type one or a few keywords from your course title into the “Course Title” box and click “OK.”
3. The page that comes up gives the results of your search for your keywords in the Course Titles at all colleges in the San Mateo County Community College District. Entries in red type marked **\*Active\*** are those courses currently active in a college's catalog. Entries in blue type marked **\*Historical\*** are archives of previous versions of courses from each college. Entries in purple type marked **\*Pending\*** are those courses for which a proposal has been created in CurricUNET, but that proposal has not yet been submitted into the Curriculum Proposal Review and Approval Process queue. Entries in green type marked **\*Launched\*** are those courses for which a proposal has been created in CurricUNET and submitted into the Curriculum Proposal Review and Approval Process queue. Entries in black type marked **\*Approved\*** are those courses that have gone through the Curriculum Proposal Review and Approval Process in the past academic year. Entries in black type marked **\*Banked\*** or **\*Deletion\*** are those courses that have been deactivated and no longer appear in that college's catalog.
4. If you do not get results using keywords, navigate back to the “Course Search” page (using your browser's back buttons), clear your keywords from the “Course Title” field and select your discipline from the drop-down list in the “Discipline” field. Click “OK”
5. The page that comes up gives all of the courses in your discipline at all colleges in the San Mateo County Community College District. The designations of these courses (e.g. **\*Active\***, **\*Historical\***, etc.) is the same as described in step 3.
6. If, in your search, you find an entry for an **\*Active\***, **\*Approved\***, **\*Pending\*** or **\*Launched\*** course at another SMCCCD college (or in another department at Cañada) that appears to be similar to the one that you are reactivating, and you have not yet spoken about this to your division dean and the discipline faculty responsible for this other course, STOP. Contact your division dean to consult. Contact the faculty responsible for this similar course or ask your dean for assistance in initiating this consultation. In these consultations, please consider the following:
  - Is there a need for this course at Cañada given that it already exists at another college in the SMCCCD? How so?
  - Are there enough students to support this course at multiple colleges in the SMCCCD?
  - (for creation of a course that already exists in another department at Cañada) Is the discipline assignment of the existing course appropriate? Is it appropriate to create a cross-listing for the course such that faculty from the originating discipline and the new discipline can teach it?

Once you have either (a) determined that no similar courses to the one you're reactivating already exist in the SMCCCD or in another department at Cañada, or (b) completed and documented the consultation process described above, you can continue your curriculum development in CurricUNET.

7. Once logged in to CurricUNET, on the left navigation bar on the home page, under “**Build,**” click on “**Courses.**”
8. On the left navigation bar, under “**Courses**” click “**Revise Course.**”



9. A screen will be displayed entitled “Course Search.” Select the College (it should default to Cañada College), Discipline, and type the Course Number of the course you wish to revise, and click on OK (It’s not necessary to type the course title). To search all banked courses in your discipline, select the discipline and click the box next to “Banked.”
10. When the “Course Search” results are displayed, under “Actions,” click on the “**Copy**” icon (  ) next to the version of the course marked \*Active\*. This creates a new working copy of the course that – once modified and approved – will replace the original version (the original version will be archived for historical purposes).
  - If no “**Copy**” icon (  ) appears next to the version of the course marked \*Active\* this is likely because the course has already been modified in the current academic year. If this is the case, a version of the course marked \*Approved\* should also appear in your “Course Search” results. Contact Jose Peña (650-306-3400) and ask him to implement the \*Approved\* version of the course.
11. When the “Course Review Proposal” screen displays, select the College (it should default to Cañada), and using the pull-down menu for the Proposal Type, select “**Cañada Course Reactivation.**” This is used to reactivate (“un-banked”) a course that was previously banked.
12. Click “**Next.**” Wait for that command to be processed, and then click “**OK.**” A window will appear that reads: “Your course is being created. Please wait.” When the copying process is complete (usually less than one minute), a screen will appear entitled “Course Construction Main Menu.” On the right side of the page is a list of screens called the “Course Checklist.” Begin by clicking on “**Basic Course Information.**” When that screen appears, scroll to the bottom (under the “Modification Information” Box) and click on the specific modification(s) you are proposing from the list provided. Under the “Rationale/Justification” Box, provide the rationale for the modification(s) you are proposing for this course. When you’re finished, click “**Save.**” Wait for that command to be processed (2 to 20 seconds), and then click “**Finish.**” The “**Basic Course Information**” screen will again display with a summary confirming that you have completed all the necessary information for that screen.
13. When you’re finished, click “**Save.**” Wait for that command to be processed (2 to 20 seconds), and then click “**Finish.**” The “**Basic Course Information**” screen will again display with a summary confirming that you have completed all the necessary information for that screen.
14. You may now select other screens (one at a time) from the “Course Checklist” in the right margin that need to be completed. The screens that need to be completed depend on the modification(s) you are making. However, it is good practice to take this opportunity to go through all the screens in the checklist and make certain that current, accurate information exists for your course.
  - ☑ After completing each appropriate screen, remember to click “**Save**” and wait for CurricUNET to accept your changes and redisplay them. This may take from 2 to 20 seconds. When your changes have been saved, it will usually display a statement at the top of the screen that reads “Page Last Saved on: Date, Time, [Your Name].” If this statement does not appear, wait for the Microsoft “spinning wheel” to stop spinning. When it stops, your information has been saved. After the screen you’re completing is redisplayed, click “**Finish.**” If you need to go back and make changes to other screens you’ve already worked on, select the appropriate screen from the right margin, click on “**Unlock**” and make your edits or changes and save.
15. If your course has a Corequisite and/or Prerequisite, you will need to complete the “Content Review” area found in the Course Checklist directly below “Prerequisites/Corequisites.” For more information on this process, see [Section 4.6 Prerequisites, Corequisites and Content Review](#).
16. Before submitting your proposal, run a Proposal Impact Report to determine whether your proposed modifications affect any other existing courses or programs. If your changes affect any other courses or programs these courses/programs must be modified concurrently with your course modification. See [Section 4.9 Proposal Impact Reports](#) for more information.
17. When you’re certain you’ve completed all the relevant screens and are ready to submit your course proposal to your dean, click on the “**Submit**” button found on the left side of the page (The “**Submit**” button should be displaying a message that reads “You may submit your course now.”).
18. For information on Responding to requests for changes to your proposal, see [Section 4.18 Responding to Requested Changes in CurricUNET](#)

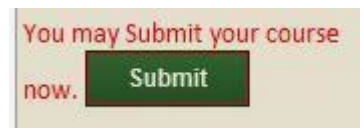


**Notes:**

- If you are unclear about the information being requested for a given data field, click on the corresponding help icon for more information. Please note that not all of the help screens have been populated, while others have been populated with information specific to each SMCCCD campus. If that doesn't answer your question, consult your dean or Curriculum Committee Division Representative.

**4.16 Deleting an Existing Course in CurricUNET**

1. Once logged in to CurricUNET, on the left navigation bar on the home page, under “**Build**,” click on “**Courses**.”
2. On the left navigation bar, under “**Courses**” click “**Revise Course**.”
3. A screen will be displayed entitled “Course Search.” Select the College (it should default to Cañada College), Discipline, and type the Course Number of the course you wish to revise, and click on OK. (It's not necessary to type the course title.)
4. When the “Course Search” results are displayed, under “Actions,” click on the “**Copy**” icon (  ) next to the version of the course marked \*Active\*. This creates a new working copy of the course that – once modified and approved – will replace the original version (the original version will be archived for historical purposes).
  - If no “**Copy**” icon (  ) appears next to the version of the course marked \*Active\* this is likely because the course has already been modified in the current academic year. If this is the case, a version of the course marked \*Approved\* should also appear in your “Course Search” results. Contact Jose Peña (650-306-3400) and ask him to implement the \*Approved\* version of the course.
5. When the “Course Review Proposal” screen displays, select the College (it should default to Cañada), and using the pull-down menu for the Proposal Type, select “**Cañada Course Deletion**.” This is used to delete an existing active course.
6. Click “**Next**.” Wait for that command to be processed, and then click “**OK**.” A window will appear that reads: “Your course is being created. Please wait.” When the copying process is complete (usually less than one minute), a screen will appear entitled “Course Construction Main Menu.” On the right side of the page is a list of screens called the “Course Checklist.” Begin by clicking on “**Basic Course Information**.” When that screen appears, scroll to the bottom (under the “Rationale/Justification” Box) and provide the rationale for the deletion of this course. When you're finished, click “**Save**.” Wait for that command to be processed (2 to 20 seconds), and then click “**Finish**.” The “**Basic Course Information**” screen will again display with a summary confirming that you have completed all the necessary information for that screen.
  - ☑ After completing each appropriate screen, remember to click “**Save**” and wait for CurricUNET to accept your changes and redisplay them. This may take from 2 to 20 seconds. When your changes have been saved, it will usually display a statement at the top of the screen that reads “Page Last Saved on: Date, Time, [Your Name].” If this statement does not appear, wait for the Microsoft “spinning wheel” to stop spinning. When it stops, your information has been saved. After the screen you're completing is redisplayed, click “**Finish**.” If you need to go back and make changes to other screens you've already worked on, select the appropriate screen from the right margin, click on “**Unlock**” and make your edits or changes and save.
7. Before submitting your proposal, run a Proposal Impact Report to determine whether your proposed modifications affect any other existing courses or programs. If your changes affect any other courses or programs these courses/programs must be modified concurrently with your course modification. See [Section 4.9 Proposal Impact Reports](#) for more information.
8. When you're certain you've completed all the relevant screens and are ready to submit your course proposal to your dean, click on the “**Submit**” button found on the left side of the page (The “**Submit**” button should be displaying a message that reads “You may submit your course now.”).
9. For information on Responding to requests for changes to your proposal, see [Section 4.18 Responding to Requested Changes in CurricUNET](#)



**4.17 Locating Not-yet-submitted Proposals in CurricUNET**

To access a curriculum proposal that you have begun (but have not yet submitted) in CurricUNET to create/modify/bank/reactivate/delete a **course** ...

1. For instructions on logging in to [CurricUNET](#) see [Section 4.10 Logging in to CurricUNET](#). Once logged in to CurricUNET, on the left navigation bar on the home page, under “**Build**,” click on “**Courses**.”
2. The screen (or “page”) that now appears has 2 fields: at the top is a field entitled “**My Courses**.” The courses listed here are those that are currently in CurricUNET under your username. If you have begun working on a proposal for a course in CurricUNET but have not yet submitted it, it will appear in this list. At the bottom of this page is a field entitled, “**Co-Contributing Courses**.” The courses listed here are those that are currently in CurricUNET under another faculty member’s username, but to which you have been added as a co-contributor and to which you may have some access. If a course proposal has not yet been submitted into the Curriculum Proposal Review and Approval Process queue, under “Status,” it will say “Pending.”
  - Note: Once you submit a proposal into the Curriculum Proposal Review and Approval Process queue, you will still be able to return to this screen to find this proposal. Once submitted, the status will change to “Launched.”
3. To continue editing and/or submit a proposal, click on the “Edit” icon, shaped like a pencil, directly to the left of the course number and title. This will take you back to your proposal for this course.
  - Note: If you are a co-contributor on a proposal, you may be able to edit that proposal but you will not be able to submit that proposal. Only the faculty member under whose username/CurricUNET account the proposal was created can submit the proposal into the Curriculum Proposal Review and Approval Process queue.
4. For step-by-step instructions on editing and submitting your proposal, please refer to [Section 4.13 Modifying an Existing Course in CurricUNET](#), starting at step 6.

To access a curriculum proposal that you have begun (but have not yet submitted) in CurricUNET to create/modify/bank/reactivate/delete a **program** ...

1. For instructions on logging in to [CurricUNET](#) see [Section 4.10 Logging in to CurricUNET](#). Once logged in to CurricUNET, on the left navigation bar on the home page, under “**Build**,” click on “**Programs**.”
2. The screen (or “page”) that now appears has 2 fields: at the top is a field entitled “**My Programs**.” The programs listed here are those that are currently in CurricUNET under your username. If you have begun working on a proposal for a program in CurricUNET but have not yet submitted it, it will appear in this list. At the bottom of this page is a field entitled, “**Co-Contributing Programs**.” The programs listed here are those that are currently in CurricUNET under another faculty member’s username, but to which you have been added as a co-contributor and to which you may have some access. If a program proposal has not yet been submitted into the Curriculum Proposal Review and Approval Process queue, under “Status,” it will say “Pending.”
  - Note: Once you submit a proposal into the Curriculum Proposal Review and Approval Process queue, you will still be able to return to this screen to find this proposal. Once submitted, the status will change to “Launched.”
3. To continue editing and/or submit a proposal, click on the “Edit” icon, shaped like a pencil, directly to the left of the course number and title. This will take you back to your proposal for this course.
  - Note: If you are a co-contributor on a proposal, you may be able to edit that proposal but you will not be able to submit that proposal. Only the faculty member under whose username/CurricUNET account the proposal was created can submit the proposal into the Curriculum Proposal Review and Approval Process queue.
5. For step-by-step instructions on editing and submitting your proposal, please refer to [Section 4.13 Modifying an Existing Course in CurricUNET](#), starting at step 6.

#### 4.18 Responding to Requested Changes in CurricUNET



Following submission, all curriculum proposals will go through the Curriculum Committee Workflow process (for more information on this process, see [Section 2.7 Curriculum Process – Proposal Review](#)). There are two points during this process when faculty authors may receive requests to make changes to a proposal: following the dean’s initial review of the proposal and following the Technical Review Committee’s review of the proposal.



### *Responding to Requested Changes from Dean's Initial Review*

Once a faculty author has submitted a curriculum proposal to his/her dean for initial review ([Curriculum Proposal Submission deadline #1](#)), the dean may return the proposal and request revisions be made to it. The faculty author will receive an email from [system@governet.net](mailto:system@governet.net) notifying them of this and providing instructions on how to access the proposal to review comments and make changes (those instructions are the same as those provided here). The faculty author will review all comments made by the dean and address them either by making the requested changes or providing justification for not making them. This must be completed by [Curriculum Proposal Submission deadline #2](#) for the requested Curriculum Committee Meeting date so that the dean may then forward the proposal to the Technical Review Committee.



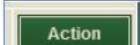
To view and respond to a dean's comments for a proposal:

1. Log in to CurricUNET. On the left navigation bar on the homepage, under "Track," click on "My Approvals."
2. When the "Approval Process" screen displays, use the pull-down menu labeled "College" to select "Cañada College" and the pull-down menu labeled "Select Role" to select "Course Author." The page will automatically refresh to show all course and/or program proposals that require your attention.
3. To view the Comments Report for a proposal, find the course or program on your list and click the Comments Report icon (see illustration, right). You may want to open the Comments Report in a new tab/window so that you can refer to it while editing your proposal in another tab/window.  

4. To access your proposal for editing, click the Edit icon (see illustration, right). You may want to open the edit screen in a new tab/window so that you can easily return to your approvals list.
5. Once you have reviewed your dean's comments for your proposal and made the requested changes, you must indicate that you have taken action on the proposal. Return to your approvals list and click on the green "Action" button for the course you are working on.  

6. On the page that displays, select an appropriate action from the drop-down menu: if you made the requested changes, choose "Requested changes made;" if you did not make the requested changes, choose "Reviewed" and provide justification for not making the requested changes in the comments box. You may also provide any other necessary comments in this area. Click "Save." This places your proposal back in your dean's queue for a second review.

### *Responding to Requested Changes from Technical Review Committee*

Once a curriculum proposal has been reviewed by all technical review committee members ([Curriculum Proposal Submission deadline #4](#)), the technical review committee chair may return the proposal to the faculty author and request revisions be made to it. The faculty author will receive an email from [system@governet.net](mailto:system@governet.net) notifying them of this and providing instructions on how to access the proposal to review comments and make changes, if requested (those instructions are the same as those provided here). The faculty author will review all comments made by the technical review committee and address them either by making the requested changes or providing justification for not making them. This must be completed by [Curriculum Proposal Submission deadline #5](#) for the requested Curriculum Committee meeting date.

To view and respond to the technical review committee's comments for a proposal:

1. Log in to CurricUNET. On the left navigation bar on the homepage, under "Track," click on "My Approvals."
2. When the "Approval Process" screen displays, use the pull-down menu labeled "College" to select "Cañada College" and the pull-down menu labeled "Select Role" to select "Course Author." The page will automatically refresh to show all course and/or program proposals that require your attention.
3. To view the Comments Report for a proposal, find the course or program on your list and click the Comments Report icon (see illustration, right). You may want to open the Comments Report in a new tab/window so that you can refer to it while editing your proposal in another tab/window.  

4. To access your proposal for editing, click the Edit icon (see illustration, right). You may want to open the edit screen in a new tab/window so that you can easily return to your approvals list.  
  


5. Once you have reviewed the comments for your proposal and made the requested change, you must indicate that you have taken action on the proposal. Return to your approvals list and click on the green "**Action**" button for the course you are working on.
6. On the page that displays, select an appropriate action from the drop-down menu: if you made the requested changes, choose "Requested changes made;" if you did not make the requested changes, choose "Reviewed" and provide justification for not making the requested changes in the comments box. You may also provide any other necessary comments in this area. Click "**Save.**" This places your proposal back in the Technical Review Chair's queue for review.

## 5. Programs, Degrees and Certificates

### 5.1 Definitions

According to §55000(g), a **program** is "an organized sequence of courses leading to a defined objective, a degree, a certificate, a diploma, a license, or transfer to another institution of higher education."

There are four types of associate degrees: Associate in Arts for Transfer (AA-T), Associate in Science for Transfer (AS-T), Associate of Arts (AA), and Associate of Science (AS).

#### *AA and AS Degrees*

The Associate in Arts Degree (AA) and the Associate in Science Degree (AS) are designed for students who want a two-year degree or plan to transfer to another college or university and work towards a bachelor's degree.

#### *AA-T and AS-T Degrees*

The Associate in Arts Degree for Transfer (AA-T) and the Associate in Science Degree for Transfer (AS-T) both provide a pathway to the California State University (CSU). Students awarded an AA-T or AS-T degree are guaranteed admission with Junior standing in the CSU system and given priority admission consideration to their local CSU campus or to a program that is deemed similar to their community college major. This priority does not guarantee admission to specific majors or campuses.

#### *Certificates of Achievement*

Certificate programs are designed for students looking for short-term programs of instruction with a high degree of specialization. They are designed to prepare individuals to enter a particular field of employment or provide a level of in-service training or education for those already employed.

Title 5, section 55070 defines Certificate of Achievement as a credit certificate that appears by name on a student transcript, diploma, or completion award. Chancellor's Office approval is required. The college can develop and propose a Certificate of Achievement that includes coursework taken to satisfy transfer patterns established by the UC, CSU, or accredited public postsecondary institutions in adjacent states. Certificates of Achievement that consist solely of basic skills and/or ESL courses are not permitted.

Certificates of Achievement represent a well-defined pattern of learning experiences designed to develop certain capabilities that may be oriented to career or GE. All Certificates of Achievement programs of 8 or more semester units of degree-applicable coursework must be submitted for Chancellor's Office approval.

**Cañada College awards two thresholds of Certificates of Achievement** (only certificates of 16 or more semester units are eligible for federal Title IV aid):

- a) **8 to fewer than 16 semester units** of degree-applicable credit coursework that have been approved by the state of California as a program leading to a higher-level certificate of achievement and will be posted to the student's transcript. These certificates are **NOT** eligible for federal Title IV aid.



- b) **16 or more semester units** of degree-applicable credit coursework that have been approved by the State of California and will be posted to the student's transcript. These certificates are eligible for federal Title IV aid.

The Certificates of Achievement are designed on the career ladder concept; all of the coursework applied to the certificates can also be applied to Associate Degrees. If no Associate Degree major exists in the area, all of the units can be counted as electives toward any Associate Degree.

### **Skills Certificates**

Skills Certificates are credit programs from 8 to fewer than 12 semester units of course work that have **NOT** been approved by the state of California and will be awarded to the student by the department offering the certificate. Skills/Career Certificates will **NOT** be posted to the transcript. These certificates are **NOT** eligible for federal Title IV aid.

## **5.2 Program Approval Process**

Programs must be approved at multiple levels before they become active in the college catalog and available to students. This process can take a year or more. Below are details for both non-CTE and CTE (Career Technical Education) programs.

### **Non-CTE Programs**

After a program is approved by the Cañada College Curriculum Committee, the program is submitted for board of trustees' approval. Once approved at a monthly SMCCD board meeting, the dean submits the program to the chancellor's office curriculum inventory (COCI). The chancellor's office will return the program with comments and/or requested edits, if required. In an effort to streamline curriculum approval, the state has passed authority of curriculum approval to local committees, which has reduced the turnaround time for chancellor's office approval.

### **CTE Programs**

If the program is a Career and Technical Education (CTE) program, additional steps and documentation are required for program approval at the state level.

After SMCCCD Board of Trustees approval, the CTE faculty member must work with their dean to submit supporting documentation for the program to the [Bay Area Community College Consortium \(BACCC\)](#) for [regional recommendation](#). All CTE programs are required to obtain a recommendation from the regional consortium to inform and engage regional colleges for CTE program development across the region. Only after receiving regional recommendation can the program be submitted for approval from the chancellor's office.

CTE programs require additional supporting documentation to COCI:

1. Labor Market Information (LMI) and analysis
2. Regional Consortia Approval Meeting Minutes
3. Advisory Committee Recommendation Minutes (with clear support that the Advisory Committee voted to approve new curriculum)

## **5.3 Program Learning Objectives (PLOs) & Institutional Learning Objectives (ILOs)**

Program Learning Outcomes (PLOs) distinguish learning resulting from the completion of an organized sequence of courses. Course Student Learning Outcomes (SLOs) are mapped to PLOs. Program Learning Outcomes remain the same across programs. PLOs are created using [Bloom's Taxonomy](#). PLOs are mapped to Institutional Learning Outcomes (ILOs). ILOs include the knowledge, skills and competencies embedded within every aspect of the college to inspire and enhance each student's transferable learning skills.

ASCCC Example:

**SLO:** "Argue a historical thesis that explains the development of social, political, economic and/or cultural patterns in modern Latin America, and use primary and/or secondary sources to support that thesis."

**PLO:** "Use primary and secondary sources effectively to argue a historical thesis."

#### 5.4 Creating a New Program in CurricUNET

Prior to beginning your new program entry, determine whether a similar program to the one you're creating already exists in the San Mateo County Community College District (SMCCCD). You may do this by consulting with your instructional dean and discipline colleagues at College of San Mateo and Skyline. Alternatively, you can use the CurricUNET to search for similar programs.

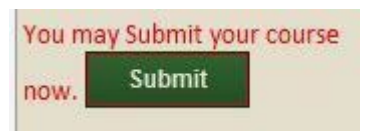
1. Once logged in to CurricUNET, on the left navigation bar on the home page, under “**Search**,” click on “**Program**.”
2. On the page that comes up (entitled “Program Search”), on the drop-down menu in the “College” field, change the selection to “District.” Type one or a few keywords from your program title into the “Program Title” box and click “OK.”
3. The page that comes up gives the results of your search for your keywords in the Program Titles at all colleges in the SMCCCD. Entries in red type marked **\*Active\*** are those programs currently active in a college's catalog. Entries in blue type marked **\*Historical\*** are archives of previous versions of programs from each college. Entries in purple type marked **\*Pending\*** are those programs for which a proposal has been created in CurricUNET, but that proposal has not yet been submitted into the Curriculum Proposal Review and Approval Process queue. Entries in green type marked **\*Launched\*** are those programs for which a proposal has been created in CurricUNET and submitted into the Curriculum Proposal Review and Approval Process queue. Entries in black type marked **\*Approved\*** are those programs that have gone through the Curriculum Proposal Review and Approval Process in the past academic year. Entries in black type marked **\*Banked\*** or **\*Deletion\*** are those programs that have been deactivated and no longer appear in that college's catalog.
4. If you do not get results using keywords, navigate back to the “Program Search” page (using your browser's back buttons), clear your keywords from the “Program Title” field and select your discipline from the drop-down list in the “Discipline” field. Click “OK”
5. The page that comes up gives all of the programs in your discipline at all colleges in the San Mateo County Community College District. The designations of these entries (e.g. **\*Active\***, **\*Historical\***, etc.) is the same as described in step 3.
6. If, in your search, you find an entry for an **\*Active\***, **\*Approved\***, **\*Pending\*** or **\*Launched\*** program at another SMCCCD college (or in another department at Cañada) that appears to be similar to the one that you are creating, and you have not yet spoken about this to your division dean and the discipline faculty responsible for this other course, STOP. Contact your division dean to consult. Contact the faculty responsible for this similar program or ask your dean for assistance in initiating this consultation. In these consultations, please consider the following:
  - Is there a need for this program at Cañada given that it already exists at another college in the SMCCCD? How so?
  - Are there enough students to support this program at multiple colleges in the SMCCCD?
  - (for creation of a program that already exists in another department at Cañada) Is the discipline assignment of the existing program appropriate?

Once you have determined that no similar programs to the one you're creating already exist in the district or in another department at Cañada, or completed and documented the consultation process described above, you can continue your curriculum development in CurricUNET.

7. For instructions on logging in to [CurricUNET](#) see [Section 4.10 Logging in to CurricUNET](#). Once logged in to CurricUNET, on the left navigation bar on the home page, under “**Build**,” click on “**Programs**.”
8. On the left navigation bar, under “**Programs**” click “**Create New Program**.”
9. The screen (or “page”) that now appears is entitled “Create a New Program.” Complete the required information. If you do not have any options available in the “Disciplines” field, please contact your division dean to obtain origination rights for your discipline. When finished with this screen, click “OK.”
10. CurricUNET will process the information you just provided and display it on a screen entitled “Program Construction Main Menu.” Notice the “Degree/Certificate Checklist” in the right margin. This is a list of all the screens that you will be completing, one at a time.
11. Click on the first screen in the Degree/Certificate Checklist: “**Basic Program Information**.” Complete all data

fields in this screen, remembering to pay attention to any default settings and choices available via pull-down menus. In particular, select the proposed Curriculum Meeting Date for your proposal and make note of the submission deadlines for the dean's queue and Technical Review Committee that correspond to this meeting date.

12. When finished completing the screen, click on **"Save."** Wait for CurricUNET to save your work. (This can take from 2 to 20 seconds.) When it has, it will usually display a statement at the top of the screen that reads "Page Last Saved on: Date, Time, [Your Name]." If this statement does not appear, wait for the Microsoft "spinning wheel" to stop spinning. When it stops, your information has been saved.
13. If no error message appears and you have ensured that your information has been saved, click **"Finish."**
  - If an error messages appears, it's probably because you did not complete one or more required data fields. Supply the requested information and click **"Save"** again. After correcting your errors and saving, click **"Finish."**
14. After clicking on **"Finish,"** a screen appears that summarizes the information you've provided. This serves as a confirmation that you've provided all the necessary information for that screen. You can always go back later and "unlock" and edit a screen.
15. Notice that as you complete each screen in the Degree/Certificate Checklist on the right margin, the title of that screen will be check marked and appear in bold. This is a visual cue that you have saved and finished that screen. (Remember, you can always go back later and "unlock" and edit a screen of information.)
16. By completing all the relevant screens for your new program on the Degree/Certificate Checklist, you have entered all the necessary information for CurricUNET to create a Program Outline. (see notes below)
  - ☑ After completing each appropriate screen, remember to click **"Save"** and wait for CurricUNET to accept your changes and redisplay them. This may take from 2 to 20 seconds. After the screen you're completing is redisplayed, click **"Finish."** If you need to go back and make changes to other screens you've already worked on, select the appropriate screen from the right margin, click on **"Unlock"** and make your edits or changes and save.
17. When you're certain you've completed all the relevant screens and are ready to submit your course proposal to your dean, click on the **"Submit"** button found on the left side of the page (The **"Submit"** button should be displaying a message that reads "You may submit your course now."). Following submission your course will go through the Curriculum Committee Workflow process (for more information on this process, see [Section 2.7 Curriculum Process – Proposal Review](#)). Please be sure to submit your course by the [Curriculum Proposal Submission deadline #1](#) for your requested Curriculum Committee Meeting Date.
18. For information on Responding to requests for changes to your proposal, see [Section 4.18 Responding to Requested Changes in CurricUNET](#).





#### **Notes:**

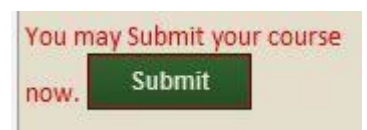
- If you are unclear about the information being requested for a given data field, click on the corresponding help icon for more information. Please note that not all of the help screens have been populated, while others have been populated with information specific to each SMCCCD campus. If "no help is available," consult your dean or Curriculum Committee division representative.
- The creation of new programs that are not AD-Ts requires a substantive change notice to be sent by the Accreditation Liaison Officer to the Accrediting Commission for Community and Junior Colleges (ACCJC).
- Programs (degrees and certificates of achievement) do not appear in the Cañada College course catalog until they are approved by the state chancellor's office.

#### **5.5 Modifying an Existing Program in CurricUNET**

1. For instructions on logging in to [CurricUNET](#) see [Section 4.10 Logging in to CurricUNET](#). Once logged in to CurricUNET, on the left navigation bar on the home page, under **"Build,"** click on **"Programs."**
2. On the left navigation bar, under **"Programs"** click **"Modify Program."**
3. A screen will be displayed entitled "Program Search." Select the College and Discipline of the program you wish to modify (if you do not have any options available in the "Disciplines" field, please contact your division dean to obtain origination rights for your discipline). If the program you are modifying is a currently active/approved

degree or certificate, click the radio button next to “Active” under “Status.” If you know the name of the program you may enter in the box labeled Program Title, or you may leave this blank. When finished with this screen, click “OK.” If the program you are modifying is a banked/deactivated degree or certificate, please see [Section 4.15 Reactivating \(“Un-banking”\) an Existing Course in CurricUNET.](#)

4. When the “Program Search” results are displayed, under “Actions,” click on the “Copy” icon (  ) next to the version of the program marked \*Active\*. This creates a new working copy of the program that – once modified and approved – will replace the original version (the original version will be archived for historical purposes).
  - If no “Copy” icon (  ) appears next to the version of the program marked \*Active\* this is likely because the program has already been modified in the current academic year. If this is the case, a version of the program marked \*Approved\* should also appear in your “Program Search” results. Contact Jose Peña (650-306-3400) and ask him to implement the \*Approved\* version of the program.
5. When the “Revise a Program” screen displays, modify the title of the program if applicable, and using the pull-down menu for the Proposal Type, select “**Cañada College Program Modification.**” Click “Save.”
6. When the copying process is complete (usually less than one minute), a screen will appear entitled “Program Construction Main Menu.” On the right side of the page is a list of screens called the “Degree/Certificate Checklist.” Begin by clicking on “**Basic Course Information.**” When that screen appears, select the proposed Curriculum Meeting Date for your proposal and make note of the submission deadlines for the dean’s queue and Technical Review Committee that correspond to this meeting date. Also, complete the “Justification for Proposal” section, keeping in mind that “This is not a new program” is not sufficient justification for modified program proposals. When you’re finished with this screen, click “Save.” Wait for that command to be processed (2 to 20 seconds), and then click “Finish.” The “**Basic Course Information**” screen will again display with a summary confirming that you have completed all the necessary information for that screen.
7. You may now select other screens (one at a time) from the “Degree/Certificate Checklist” in the right margin that need to be completed. The screens that need to be completed depend on the modification(s) you are making. However, it is good practice to take this opportunity to go through all the screens in the checklist and make certain that the information is current and accurate for your program.
  - ☑ After completing each appropriate screen, remember to click “Save” and wait for CurricUNET to accept your changes and redisplay them. This may take from 2 to 20 seconds. After the screen you’re completing is redisplayed, click “Finish.” If you need to go back and make changes to other screens you’ve already worked on, select the appropriate screen from the right margin, click on “Unlock” and make your edits or changes and save.
8. When you’re certain you’ve completed all the relevant screens and are ready to submit your course proposal to your dean, click on the “Submit” button found on the left side of the page (The “Submit” button should be displaying a message that reads “You may submit your course now.”).
9. For information on Responding to requests for changes to your proposal, see [Section 4.18 Responding to Requested Changes in CurricUNET.](#)







#### Notes:

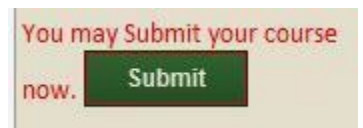
- If you are unclear about the information being requested for a given data field, click on the corresponding help icon for more information. Please note that not all of the help screens have been populated, while others have been populated with information specific to each SMCCCD campus. If “no help is available,” consult your dean or Curriculum Committee division representative.

#### 5.6 Deactivating (Banking or Deleting) an Existing Program in CurricUNET

1. For instructions on logging in to [CurricUNET](#) see [Section 4.10 Logging in to CurricUNET.](#) Once logged in to CurricUNET, on the left navigation bar on the home page, under “Build,” click on “Programs.”
2. On the left navigation bar, under “Programs” click “Deactivate Program.”
3. A screen will be displayed entitled “Program Search.” Select the College and Discipline of the program you wish to modify (if you do not have any options available in the “Disciplines” field, please contact your division dean to obtain origination rights for your discipline). If you know the name of the program you may enter in the box

labeled Program Title, or you may leave this blank. When finished with this screen,  click “OK.”

4. When the “Program Search” results are displayed, under “Actions,” click on the “Copy”  icon (  ) next to the version of the program marked **\*Active\***. This creates a new working copy of the program that – once modified and approved – will replace the original version (the original version will be archived for historical purposes).
  - If no “Copy” icon (  ) appears next to the version of the program marked **\*Active\*** this is likely because the program has already been modified in the current academic year. If this is the case, a version of the program marked **\*Approved\*** should also appear in your “Program Search” results. Contact Jose Peña (650-306-3400) and ask him to implement the **\*Approved\*** version of the program.
5. When the “Revise a Program” screen displays, use the pull-down menu for the Proposal Type, select “**Cañada College Program Banking OR Deletion.**” Click “Save.”
6. When the copying process is complete (usually less than one minute), a screen will appear entitled “Program Construction Main Menu.” On the right side of the page is a list of screens called the “Degree/Certificate Checklist.” Begin by clicking on “**Basic Program Information.**” When that screen appears, select the proposed Curriculum Meeting Date for your proposal and make note of the submission deadlines for the dean’s queue and Technical Review Committee that correspond to this meeting date. Also, complete the “Justification for Proposal” section, keeping in mind that “This is not a new program” is not sufficient justification for deactivated program proposals. When you’re finished with this screen, click “Save.” Wait for that command to be processed (2 to 20 seconds), and then click “Finish.” The “**Basic Course Information**” screen will again display with a summary confirming that you have completed all the necessary information for that screen.
7. You may now select other screens (one at a time) from the “Degree/Certificate Checklist” in the right margin and click on “finish” until the “submit” icon appears.
8. Once the “Submit” icon appears, click on it and your proposal will be submitted to your division dean for review and approval.
  - After completing each appropriate screen, remember to click “Save” and wait for CurricUNET to accept your changes and redisplay them. This may take from 2 to 20 seconds. After the screen you’re completing is redisplayed, click “Finish.” If you need to go back and make changes to other screens you’ve already worked on, select the appropriate screen from the right margin, click on “Unlock” and make your edits or changes and save.
9. When you’re certain you’ve completed all the relevant screens and are ready to submit your course proposal to your dean, click on the “Submit” button found on the left side of the page (The “Submit” button should be displaying a message that reads “You may submit your course now.”)



10. For information on Responding to requests for changes to your proposal, see [Section 4.18 Responding to Requested Changes in CurricUNET.](#)

**Notes:**

- If you are unclear about the information being requested for a given data field, click on the corresponding help icon for more information. Please note that not all of the help screens have been populated, while others have been populated with information specific to each SMCCCD campus. If “no help is available,” consult your dean or Curriculum Committee division representative.

**5.7 Reactivating (“Un-banking”) an Existing Program in CurricUNET**



Prior to beginning your program reactivation, determine whether a similar program to the one you’re reactivating already exists in the San Mateo County Community College District (SMCCCD). You may do this by consulting with your instructional dean and discipline colleagues at College of San Mateo and Skyline. Alternatively, you can use the CurricUNET to search for similar programs.

1. Once logged in to CurricUNET, on the left navigation bar on the home page, under “Search,” click on “Program.”
2. On the page that comes up (entitled “Program Search”), on the drop-down menu in the “College” field, change the selection to “District.” Type one or a few keywords from your program title into the “Program Title” box and click “OK.”



3. The page that comes up gives the results of your search for your keywords in the Program Titles at all colleges in the SMCCCD. Entries in red type marked **\*Active\*** are those programs currently active in a college's catalog. Entries in blue type marked **\*Historical\*** are archives of previous versions of programs from each college. Entries in purple type marked **\*Pending\*** are those programs for which a proposal has been created in CurricUNET, but that proposal has not yet been submitted into the Curriculum Proposal Review and Approval Process queue. Entries in green type marked **\*Launched\*** are those programs for which a proposal has been created in CurricUNET and submitted into the Curriculum Proposal Review and Approval Process queue. Entries in black type marked **\*Approved\*** are those programs that have gone through the Curriculum Proposal Review and Approval Process process in the past academic year. Entries in black type marked **\*Banked\*** or **\*Deletion\*** are those programs that have been deactivated and no longer appear in that college's catalog.
4. If you do not get results using keywords, navigate back to the "Program Search" page (using your browser's back buttons), clear your keywords from the "Program Title" field and select your discipline from the drop-down list in the "Discipline" field. Click "OK"
5. The page that comes up gives all of the programs in your discipline at all colleges in the San Mateo County Community College District. The designations of these entries (e.g. **\*Active\***, **\*Historical\***, etc.) is the same as described in step 3.
6. If, in your search, you find an entry for an **\*Active\***, **\*Approved\***, **\*Pending\*** or **\*Launched\*** program at another SMCCCD college (or in another department at Cañada) that appears to be similar to the one that you are reactivating, and you have not yet spoken about this to your division dean and the discipline faculty responsible for this other course, STOP. Contact your division dean to consult. Contact the faculty responsible for this similar program or ask your dean for assistance in initiating this consultation. In these consultations, please consider the following:
  - Is there a need for this program at Cañada given that it already exists at another college in the SMCCCD? How so?
  - Are there enough students to support this program at multiple colleges in the SMCCCD?
  - (for reactivation of a program that already exists in another department at Cañada) Is the discipline assignment of the existing program appropriate?

Once you have either (a) determined that no similar programs to the one you're creating already exist in the SMCCCD or in another department at Cañada, or (b) completed and documented the consultation process described above, you can continue your curriculum development in CurricUNET.

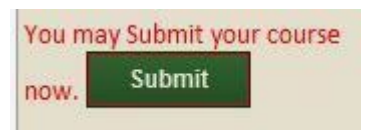
7. For instructions on logging in to [CurricUNET](#) see [Section 4.10 Logging in to CurricUNET](#). Once logged in to CurricUNET, on the left navigation bar on the home page, under "**Build**," click on "**Programs**."
8. On the left navigation bar, under "**Programs**" click "**Modify Program**."
9. A screen will be displayed entitled "**Program Search**." Select the College and Discipline of the program you wish to modify (if you do not have any options available in the "Disciplines" field, please contact your division dean to obtain origination rights for your discipline). To search all banked courses in your discipline, select the discipline and click the box next to "Banked." If you know the name of the program you may enter in the box labeled Program Title, or you may leave this blank. When finished with this screen, click "**OK**."
10. When the "Program Search" results are displayed, under "Actions," click on the "**Copy**" icon () next to the version of the program marked **\*Active\***. This creates a new working copy of the program that – once modified and approved – will replace the original version (the original version will be archived for historical purposes).
  - If no "**Copy**" icon () appears next to the version of the program marked **\*Active\*** this is likely because the program has already been modified in the current academic year. If this is the case, a version of the program marked **\*Approved\*** should also appear in your "Program Search" results. Contact Jose Peña (650-306-3400) and ask him to implement the **\*Approved\*** version of the program.
11. When the "Revise a Program" screen displays, modify the title of the program if applicable, and using the pull-down menu for the Proposal Type, select "**Cañada College Program Reactivation**." This is used to reactivate ("un-bank") a program that was previously banked. Click "**Save**."
12. When the copying process is complete (usually less than one minute), a screen will appear entitled "Program Construction Main Menu." On the right side of the page is a list of screens called the "Degree/Certificate

Checklist.” Begin by clicking on “**Basic Course Information.**” When that screen appears, select the proposed Curriculum Meeting Date for your proposal and make note of the submission deadlines for the dean’s queue and Technical Review Committee that correspond to this meeting date. Also, complete the “Justification for Proposal” section, keeping in mind that “This is not a new program” is not sufficient justification for modified program proposals. When you’re finished with this screen, click “**Save.**” Wait for that command to be processed (2 to 20 seconds), and then click “**Finish.**” The “**Basic Course Information**” screen will again display with a summary confirming that you have completed all the necessary information for that screen.

13. You may now select other screens (one at a time) from the “Degree/Certificate Checklist” in the right margin that need to be completed. The screens that need to be completed depend on the modification(s) you are making. However, it is good practice to take this opportunity to go through all the screens in the checklist and make certain that the information is current and accurate for your program.

- After completing each appropriate screen, remember to click “**Save**” and wait for CurricUNET to accept your changes and redisplay them. This may take from 2 to 20 seconds. After the screen you’re completing is redisplayed, click “**Finish.**” If you need to go back and make changes to other screens you’ve already worked on, select the appropriate screen from the right margin, click on “**Unlock**” and make your edits or changes and save.

14. When you’re certain you’ve completed all the relevant screens and are ready to submit your course proposal to your dean, click on the “**Submit**” button found on the left side of the page (The “**Submit**” button should be displaying a message that reads “You may submit your course now.”).



11. For information on Responding to requests for changes to your proposal, see [Section 4.18 Responding to Requested Changes in CurricUNET.](#)

**Notes:**

- If you are unclear about the information being requested for a given data field, click on the corresponding help icon for more information. Please note that not all of the help screens have been populated, while others have been populated with information specific to each SMCCCD campus. If “no help is available,” consult your dean or Curriculum Committee division representative.



## 6. Appendices

### Appendix A: Calculating Maximum and Minimum Semester Hours

This section created by Jose Peña, Cañada College Curriculum and Information Systems Specialist

For an explanation of calculating maximum and minimum semester hours for a course, see [Section 3.12 The Relationship Between Hours and Units](#). Figure 3, below, is intended to assist faculty authors in calculating the maximum and minimum semester hours for a course based on units and type of course. Please see [Appendix F: Faculty Load Credit \(FLC\) Allocation](#) of the [current AFT 1493 contract](#) for more information on FLCs.

LECTURE UNITS	FLC's (see note below)	FTE	Minimum Hours (@ 16 hours)	Maximum Hours (@ 18 hours)
FLC's= Total minimum hours ÷ 16 weeks (See contract for English Composition Classes)				
0.5	0.5	FLC's 0.03	8	to 9
1.0	1.0	FLC's 0.07	16	to 18
1.5	1.5	FLC's 0.10	24	to 27
2.0	2.0	FLC's 0.13	32	to 36
2.5	2.5	FLC's 0.17	40	to 45
3.0	3.0	FLC's 0.20	48	to 54
3.5	3.5	FLC's 0.23	56	to 63
4.0	4.0	FLC's 0.27	64	to 72
4.5	4.5	FLC's 0.30	72	to 81
5.0	5.0	FLC's 0.33	80	to 90

LAB UNITS	FLC's (see note below)	FTE	Minimum Hours (@ 48 hours)	Maximum Hours (@ 54 hours)
FLC's= Total minimum hours x FLC's/hour ÷ 16 weeks **See Faculty Load Credit Allocation, Appendix F of Faculty Contract.				
<b>LAB (@.7)</b>				
0.5	1.05	FLC's 0.07	24	to 27
1.0	2.10	FLC's 0.14	48	to 54
1.5	3.15	FLC's 0.21	72	to 81
2.0	4.20	FLC's 0.28	96	to 108
2.5	5.25	FLC's 0.35	120	to 135
3.0	6.30	FLC's 0.42	144	to 162
<b>LAB (@.75) - P.E. ACTIVITY CLASSES</b>				
0.5	1.13	FLC's 0.08	24	to 27
1.0	2.25	FLC's 0.15	48	to 54
1.5	3.38	FLC's 0.23	72	to 81
2.0	4.50	FLC's 0.30	96	to 108
2.5	5.63	FLC's 0.38	120	to 135
3.0	6.75	FLC's 0.45	144	to 162
<b>LAB (@.8)</b>				
0.5	1.20	FLC's 0.08	24	to 27
1.0	2.40	FLC's 0.16	48	to 54
1.5	3.60	FLC's 0.24	72	to 81
2.0	4.80	FLC's 0.32	96	to 108
2.5	6.00	FLC's 0.40	120	to 135
3.0	7.20	FLC's 0.48	144	to 162

Figure 8 - Lecture/Lab Minimum/Maximum Hours per FLC

## Appendix B: Model Course Outline of Record

The following entries are provided as model examples of sections of the Course Outline of Record (COR) with which faculty authors often have the most difficulty and receive the most feedback from the Technical Review Committee. For each example the Course Number, units and course format (lecture-only, lecture/lab, lecture/TBA) is provided. For a model example of a Distance Education (DE) supplement, please see [Appendix C: Distance Education Supplement Guide](#).

### *Student Learning Outcomes vs. Specific Instructional Objectives (“Course Objectives”)*

CHEM 220 (5.0 units, lecture/lab)

#### 4. STUDENT LEARNING OUTCOME(S) (SLO’S):

Upon successful completion of this course, a student will meet the following outcomes:

1. Apply  $K_a$ ,  $K_b$ ,  $pK_a$ ,  $pK_b$ , and pH concepts on complex equilibrium calculations
2. Construct simple voltaic cells and perform calculations involving reduction potentials
3. Describe enthalpy, entropy and free energy as it applies to spontaneous processes
4. Discuss chemical equilibrium and apply the concept to acid-base reactions and buffer solutions

#### 5. SPECIFIC INSTRUCTIONAL OBJECTIVES:

Upon successful completion of this course, a student will be able to:

1. Derive the rate equation using the initial rates method.
2. Write rate laws and determine rate order.
3. Use integrated rate laws in calculations.
4. Draw qualitative energy diagrams and represent activation energy.
5. Predict reaction mechanisms.
6. Define chemical equilibrium and indicate the factors that affect it.
7. Analyze the meaning of reaction quotient and equilibrium constant.
8. Perform calculations using equilibrium constants.
9. Apply chemical equilibrium concepts to acid-base reactions.
10. Identify strong and weak acids and bases. Predict the outcome of acid-base reactions.
11. Use the concept of pH,  $pK_a$  and  $pK_b$ .
12. Calculate pH of buffer solutions.
13. Create acid-base titration curves.
14. Use solubility product constants in solubility calculations and to predict precipitation reactions.
15. Predict spontaneous processes in terms of entropy and free energy changes.
16. Use the relationship between free energy change and equilibrium constants to predict product-favored reactions.
17. Balance redox reactions in acid and basic solutions.
18. Construct simple voltaic cells and calculate cell potentials.
19. Recognize the difference between voltaic cells and electrolysis cells.
20. Use the Faraday’s constant in electrolysis calculations.
21. Describe the chemistry of main group elements. List some of the preparation methods and uses.
22. Write formulas of coordination compounds. Determine their coordination number and geometry.
23. Describe the nature of nuclear chemistry. Write balanced nuclear reactions.
24. Predict the mode of radioactive decay based on the band of stability of isotopes.
25. Recognize some applications of nuclear chemistry.
26. Discuss the steps involved in the solution process, and indicate for each step whether energy is required or released.
27. Explain the meaning of the phrase “like dissolves like”. Predict the solubility of a specified solute in a given solvent based on the “like dissolves like” rule.
28. Indicate what happens to the boiling point, the freezing point, and the vapor pressure of a solvent when a solute is added to it.
29. Determine the molar mass and the actual formula of a compound from the empirical formula and the freezing-point depression or the boiling point elevation of a solution in which the compound is the solute.

COMM 127 (3.0 units, lecture only)

**4. STUDENT LEARNING OUTCOME(S) (SLO'S):**

Upon successful completion of this course, a student will meet the following outcomes:

1. Create and compose argumentative texts and/or oral presentations.
2. Distinguish between factual statements and inferential reasoning in texts and oral rhetoric.
3. Evaluate the validity and soundness of arguments.
4. Classify and analyze common fallacies of language and thought in argumentative prose and/or oral presentations.

**5. SPECIFIC INSTRUCTIONAL OBJECTIVES:**

Upon successful completion of this course, a student will be able to:

1. Research current events, philosophical, and ethical issues and apply the research in preparation for debates.
2. Identify the components of arguments and their formal function within a debate; apply the knowledge as a skill in composing value and policy debates.
3. Clearly present extemporaneous oral arguments, constructively and creatively respond to challenging questions, and refute arguments from their opposition.
4. Attentively listen to and analyze the arguments of others, evaluate reasoning and evidence, and respond orally and in writing with critical questions and helpful suggestions.
5. Demonstrate understanding of reasoning process and utilization of reasoning methods.
6. Identify fallacies of reasoning, and use critical thinking skills in oral and written communication.

CRER 137 (1.0 units, lecture only)

**4. STUDENT LEARNING OUTCOME(S) (SLO'S):**

Upon successful completion of this course, a student will meet the following outcomes:

1. Create an effective resume to be used for career-related opportunities.
2. Evaluate career assessment results (interests, satisfying work skills, values and personality)
3. Demonstrate knowledge of informational interviewing skills

**5. SPECIFIC INSTRUCTIONAL OBJECTIVES:**

Upon successful completion of this course, a student will be able to:

1. Define life stages and their relationship to career and life planning.
2. Examine occupations, college majors and/or vocational programs that relate to identified interests.
3. Analyze and integrate theories of personality as they relate to fields of study and career satisfaction
4. Select and integrate satisfying transferable and self management skills into the career development process.
5. Define and clarify life and career values.
6. Summarize how motivated values can affect future career and life planning decisions.
7. Identify and choose appropriate educational and career resources on-campus and on-line for career/college major research.
8. Analyze possible careers and/or majors as to appropriate personal fit based on all career assessment results.
9. Explain how personal beliefs, social and cultural conditioning and workplace trends affect career choices and career planning.
10. Demonstrate ability to appraise print and web-based information regarding labor market trends and careers.
11. Examine individual decision-making process and goal setting strategies.
12. Distinguish successful components of job search strategies, effective resume, cover letters and interview skills.



ECON 100 (3.0 units, lecture only)

**4. STUDENT LEARNING OUTCOME(S) (SLO'S):**

Upon successful completion of this course, a student will meet the following outcomes:

1. Define, measure and apply the principle of opportunity cost, recognizing the intended and unintended consequences as it relates to macroeconomic ideas like trade theory, monetary policy and fiscal policy choices
2. Calculate measures of growth as well as name and describe the factors that correlate with economic growth and evaluate their effects of government policies on growth.
3. Identify and differentiate a normative from a positive statement as it relates to macroeconomic concepts like trade theory and macro measurements of an economy's health (e.g. GDP, inflation etc.)

**5. SPECIFIC INSTRUCTIONAL OBJECTIVES:**

Upon successful completion of this course, a student will be able to:

1. Utilize the concept of scarcity to explain economic trade-offs, opportunity costs, and rational behavior.
2. Define, distinguish and analyze positive vs. normative statements. Define and distinguish inductive from deductive reasoning.
3. Define, distinguish, analyze fallacies of language and reasoning and anecdotal vs. statistical based reasoning.
4. Define, distinguish, apply, and analyze different rates of change using slope, graphs and linear equations.
5. Define and apply the concepts of supply, demand and equilibrium to make conclusions about market prices and production.
6. Define, classify, categorize, calculate, and interpret aggregate macroeconomic data such as: GDP, inflation, unemployment, budget deficits, debt and trade balances.
7. Identify and analyze the long run Classical Model of growth. Reach factual or judgmental conclusions based on sound inferences from the long run model assumptions
8. Identify and analyze the short run monetary and fiscal policies of the short run (Keynesian) macro stabilization model. Reach factual or judgmental conclusions based on sound inferences from the short run model.
9. Explain, draw conclusions about the role of saving, the market for loanable funds and long run interest rates.
10. Recognize and use private banking and Federal Reserve terminology and concepts such as fractional reserves and the money multiplier. Understand the Federal Reserve's role and its policy tools. Be able to predict the consequences of actions on the US banking system as a result of the use of The Federal Reserve's tools.
11. Derive and describe the factors that influence and predict the consequences of changing the market interest rate.
12. Derive the aggregate supply (AS) and demand curve (AD). Use the ASAD model graph to analyze the economic impacts of monetary and fiscal policy. Use the ASAD model to predict a change in prices and its consequences on the macro economy.
13. Synthesize the short run and long run models of the economy using the ASAD model. Be able to advocate and criticize the long run and short run model outcomes.
14. Use ASAD and AEAY economic models to explain the fluctuations in the parts of the Business Cycle
15. Be able to explain and use the Keynesian spending multiplier as well as the equation of exchange.

KINE 308 (3.0 units, lecture only)

**4. STUDENT LEARNING OUTCOME(S) (SLO'S):**

Upon successful completion of this course, a student will meet the following outcomes:

1. Assess proper standing posture and be able to recognize abnormalities from a lateral view using a plumb line.
2. Develop prudent athletic injury management and rehabilitation programs for the extremities.
3. Perform three selected range of motion assessments.

**5. SPECIFIC INSTRUCTIONAL OBJECTIVES:**

Upon successful completion of this course, a student will be able to:

1. Perform basic injury assessments for various athletic injuries using strength, range of motion, and special tests.
2. Design a comprehensive rehabilitative program for selected athletic injuries.
3. Identify and correct postural abnormalities that increase susceptibility of athletes to injuries.
4. Identify and correct poor movement patterns and mechanics that result in injuries.
5. Possess working knowledge of basic emergency response, including CPR, First Aid, and AED.
6. Possess understanding of etiologies and mechanisms of injuries.
7. Possess an understanding of the vocabulary and terminology associated with athletic injury management.

MART 325 (3.0 units, lecture/TBA)

**4. STUDENT LEARNING OUTCOME(S) (SLO'S):**

Upon successful completion of this course, a student will meet the following outcomes:

1. Define the aesthetic characteristics associated with digital painting.
2. Describe the difference between RGB and CYMK color space and how they apply to digital painting and printing preparation.
3. Understand and perform the steps necessary to prepare digital files for print output.

**5. SPECIFIC INSTRUCTIONAL OBJECTIVES:**

Upon successful completion of this course, a student will be able to:

1. Demonstrate a working knowledge of painting software in terms of both the technical tools and creative media.
2. Develop and prepare digital files for output as fine art prints utilizing appropriate file formats.
3. Compare and contrast RGB and CYMK color space comparing ink output from the image created digitally.
4. Appraise, analyze and experiment with image correction.
5. Select and implement an appropriate service bureau for outputting museum quality prints.
6. Demonstrate a working knowledge of brushes used in painting.
7. Demonstrate ability to use type in painting software.

### **Course Content**

*The following section contains examples of 1, 2, 3, 4, and 5-unit courses, examples of lecture only, lab only, and lecture/lab courses, and courses with a TBA component. Note the degree of intensity and overall amount of course content for various different unit loads. Also note the comments above LIT 442 and RADT 418 addressing issues of the specificity of course content and academic freedom.*

#### **CRER 137 (1.0 units, lecture only)**

##### **COURSE CONTENT:**

##### **Lecture Content:**

1. Exploration of Career Development Theories: life span stages, social-psychological factors including Maslow's Herzberg's and Super's Theories.
2. Personality Assessment: Define Holland's work personality type theory (RIASEC); Understand the Myers-Briggs Type Indicator results in relation to possible career and life satisfaction.
3. Interests clarification: Interpretation of Strong Interest Inventory, Career Assessment Inventory and COPS; research and evaluation of interests and careers.
4. Career Resources and Research: research careers and college majors using any of the following resources: O\*Net, Occupational Outlook Handbook, EUREKA (The California Career Information System) and web-based resources. Using these resources to explore labor market and projected career trends. Follow up with informational interview assignment.
5. Academic majors in relation to interests, values and abilities; Evaluation of myths related to majors and careers; Exploration of majors utilizing EUREKA, Project Assist and college catalogs.
6. Skills Identification through evaluation of self-management skills, transferable skills using EUREKA Micro Skills IV, and motivated skills card sort; assessment of strengths and areas to improve on the SCAN competencies for the 21st Century.
7. Values clarification using motivated values card sort; values checklist/activities.
8. Decisions and Goal-Setting: critical examination of all career assessments, research completed and integration of social and cultural decision-making implications.
9. Job Search Process: Examination of effective job search strategies; development of a resume and cover letter; techniques for effective networking and interview skills and critique of video-taped mock job interview.



INTD 276 (2 units, lecture only)

**COURSE CONTENT:**

**Lecture Content:**

1. Kitchen and Bath Residential Construction and Systems
  - A. Codes and Permits
  - B. Designing Healthy Homes
  - C. Energy Efficiency
2. Kitchen and Bath Drawings: Presentation, Plans, and Perspectives
  - A. Project Documents
  - B. Set of Documents for Kitchen and Bath
3. Measuring the Design Space
  - A. Remodeling Job
  - B. New Construction
4. Preparing a Set of Drawings
  - A. Mechanical Plan
  - B. Construction Plan
  - C. Countertop Plan
  - D. Soffit Plan
  - E. Perspective Drawings
5. Kitchen and Bath Project Management: Installation, Contractors, Cost Control
  - A. Time management
  - B. Concept Planning
  - C. Estimating
  - D. Material Selection and Specification
  - E. The Job Project Management Forms
  - F. Using Technology to Present Ideas
  - G. Client Relationships
6. NKBA's Graphic and Presentation Standards
  - A. Purpose of Graphic and Presentation Standards
  - B. Specifications
  - C. Design Statement
  - D. Titling Project Documents
  - E. Copyright and Ownership

COMM 127 (3.0 units, lecture only)

**COURSE CONTENT:**

**Lecture Content:**

1. Examination of the Nature of Argumentation
  - A. Historical development of argumentation
  - B. The usefulness, limitation, and ethical standards of argumentation
2. How is a Unit of Argumentation Created
  - A. Presumption
  - B. Burden of proof
  - C. The model of an argument
    - a. Claims
    - b. Grounds
    - c. Warrants
    - d. Reasoning
    - e. Qualifiers
    - f. Rebuttal
3. Propositions
  - D. Classification of propositions
  - E. Proposition of fact, value, and policy
4. Evidence and Argumentation
  - A. Research of evidence, which includes analysis and evaluation of evidence and sources
  - B. Types and tests of evidence
  - C. Methods of critical inquiry/reasoning
5. Reasoning and Argumentation
  - A. Argument from cause
  - B. Argument from generalization
  - C. Argument from parallel case
  - D. Argument from analogy
  - E. Argument from authority
6. What to Avoid in Argumentation
  - A. Fallacies in reasoning
  - B. Fallacies in research
  - C. Fallacies in appeal
  - D. Fallacies in language
7. Presenting, analyzing, and evaluating oral and writing arguments
  - A. Audience analysis
  - B. Language choice and style
  - C. Delivery and argumentation technique
  - D. Building credibility with an audience
  - E. Critical analysis of discourse
8. Forming a Proposition of Policy
  - A. Advocating policy propositions
    - a. Establish a need
    - b. Providing a solution
    - c. Projecting outcomes
  - B. Opposing policy propositions
    - a. Examine definitions
    - b. Refute reason for change
    - c. Refute consequences of change
    - d. Offer a counterproposal

ECON 100 (3.0 units, lecture only)

**COURSE CONTENT:**

**Lecture Content:**

1. Fundamentals of Economic Thinking
  - A. Scarcity and tradeoffs
  - B. Opportunity Costs, rates of change, increasing, diminishing and decreasing functions
  - C. Production Possibilities
  - D. Marginal Analysis
  - E. Rational Behavior
  - F. Positive v. Normative Distinction
  - G. Fallacies of composition: correlation, association, causation;
  - H. Reason inductively vs. deductively
  - I. Simplifying and critical assumptions built in to model
2. How Markets Operate
  - A. Definition of a market
  - B. Factors of production
  - C. Supply and demand; equilibrium and disequilibrium analysis.
  - D. Price mechanism as a signaling and allocation device.
  - E. The Role of profit
  - F. Producer and consumer surplus
  - G. Price control
3. Measuring the economy
  - A. National output and productivity
  - B. Price level
  - C. Business cycle
  - D. Unemployment
4. Modeling the business cycle
  - A. Recessions and recoveries
5. Monetary system
  - A. Money creation and banking
  - B. Role and function of central banks
  - C. Money demand and velocity
  - D. Inflation
6. The financial system
  - A. Saving and the loanable funds market
  - B. Investment
  - C. Role of interest rate
7. The role of the government in the macro economy
  - A. Stabilization policy
  - B. Aggregate Expenditure and Aggregate Income
  - C. Deficit and debt
  - D. Fiscal and monetary policy
  - E. Keynesian multipliers and MPC
  - F. AS/AD Model
8. Economic growth and development
  - A. Long Run Classical Model
  - B. The role of Saving
  - C. The roles of technology, labor, capital and natural resource
9. Balance of payments and trade
  - a) Exports and Imports
  - b) Trade Balance
  - c) Specialization and gains from trade
  - d) Specialization and division of labor
  - e) Absolute Advantage
  - f) Comparative Advantage

LIT 442 (3 units, lecture only)

Note the introductory description that acknowledges the potential variation in specific lecture content depending on the particular focus of the course. Also note the flexibility of the content description – in this case, an example of a possible film genre is given (film noir) – to allow for the academic freedom of instructors.

**COURSE CONTENT:**

**Lecture Content:**

Focuses on different topics in film study each semester. Topics may be the films of a specific era, a specific nationality, a particular genre, or a particular director. The course may focus on social topics such as the civil rights era, the cold war, the portrayal of ethnic minorities in film.

For each topic the course examines:

- A. the stylistic elements of the films studied;
- B. the directors, actors, writers represented in the study topic
- C. important social and political contexts of the films studied;
- D. relevant works of film criticism.

For example, a course focusing on *film noir* might contain the following specific topics:

- A. Earlier film styles which influenced *film noir*
  - 1) German Expressionism
  - 2) Soviet montage
  - 3) Gangster movie
  - 4) Pre-code films
- B. Philosophical influences on *film noir*
  - 1) Existentialism
  - 2) Freudian psychology
- C. Literary influences on *film noir*
  - 1) Detective fiction
  - 2) Naturalistic fiction
- D. Distinctive stylistic elements of *film noir*
  - 1) chiaroscuro lighting
  - 2) odd angles in lighting and setting
  - 3) moving camera
  - 4) urban landscape
  - 5) flashback
  - 6) voice over narration
- E. Important *noir* creators
  - 1) director
  - 2) actor
  - 3) Cinemaphotographers
- F. Social contexts
  - 1) the Hayes Cod
  - 2) the great depression
  - 3) WWI
- G. After *noir*
  - 1) neo *noir* films – (“Chinatown”, “Pulp Fiction”)
  - 2) the French ‘New Wave’
  - 3) Italian neo realism

**COURSE CONTENT:**

**Lecture Content:**

- o Painting styles: traditional and digital
  - Traditional media types vs. digital approximations
  - Combining both styles for a hybrid product
  - Working consideration
    - Support media
    - Drying times
    - Brush types and support materials
- o Digital painting tools
  - Standard tablets (Intuous, Bamboo)
  - Video tablets (Cintiq)
  - Portable tablets (Surface, iPad, Android)
    - Tool-specific software (Sketchbook, Photoshop Elements)
- o Managing and manipulating digital files
  - Naming conventions
  - File types: advantages/disadvantages
  - Alpha channels
  - Layers
- o User interface
  - Interface layout
  - Interface customization
  - Maximizing screen space
  - Keyboard shortcuts
- o Color theory
  - Primary, secondary, and tertiary
  - Complimentary colors
  - Analogous
  - Triads
  - Tetradic
- o Selection techniques
  - Lasso tool
  - Marquee tool
  - Magic wand tool
  - Quick select tool
- o Content, context, form, technique and the creation of successful paintings
  - Golden ratio
  - Rule of thirds
  - Center of interest
  - Color and contrast
  - Lights vs darks
  - Texture as a tool
- o Scanning and digital input
  - Resolution considerations
  - File format
  - Importing into your project
  - Layers/layer types
- o Special effects
  - Layer modes (Multiply, hard light, etc)
  - Layer styles (drop shadows, stroke, glows)

- o Additive vs subtractive color
  - RGB
  - CMYK
  - Color space gammas
  - Projected light vs. reflected light
  - The limitations of a computer monitor
  - Proper monitor calibration
- o Working with type
  - Font types
  - Font selection
  - Text placement
  - Color/texture considerations
- o Printing digitally painted images
  - Color space
  - Output resolution
  - Standard print sizes
  - Paper/ink quality
  - Offset vs. digital printing

**TBA Hours Content:**

1. Painting styles: traditional and digital
2. Digital painting tools
3. Managing and manipulating digital files
4. Selection techniques
5. Natural media and brushes and their translation in the digital realm
6. Communicating with imagery
7. Content, context, form, technique and the creation of successful paintings
8. Scanning and the digital input (including digital camera images)
9. Special effects
10. Additive vs. Subtractive color



**COURSE CONTENT:**

**Lecture Content:**

1. Organizational Anatomy
  - A. anatomical planes
  - A. anatomical regions
  - B. body cavities and membranes
2. Epithelia and Connective Tissues
  - A. types
  - B. histology
  - C. characteristics
3. Integumentary system
  - A. skin
  - B. accessory structures
4. Bones/skeletal system
  - A. surface anatomy of bones
  - B. gross anatomy of skeletal elements
  - C. microscopic structure of compact bone
  - D. ossification and remodeling
5. Joints
  - A. joint movements
  - B. classification of joints
  - C. synovial joints
6. Muscle
  - A. surface anatomy of muscles
  - B. gross anatomy of skeletal muscle
  - C. microanatomy of skeletal muscle
7. Nervous System
  - A. anatomy and classification of neurons
  - B. glial cells
  - C. gross anatomy of spinal cord and brain
  - D. blood-brain barrier
  - E. meninges and cerebrospinal fluid
  - F. cranial and spinal nerves
  - G. sensory organs
8. Endocrine system
  - A. pituitary gland
  - B. other endocrine organs – specific examples may vary between instructors/course sections
9. Heart
  - A. gross anatomy of heart
  - B. microscopic anatomy of heart
  - C. blood path
  - D. blood supply to heart
10. Blood vessels
  - A. surface anatomy of vasculature
  - B. structure of arteries, capillaries and veins
11. Lymphatic system
  - A. lymphatic vessels
  - B. lymphatic organs/tissues
12. Respiratory system
  - A. gross anatomy of the conducting zone
  - B. microanatomy of the respiratory tract
  - C. gross anatomy of the respiratory zone
  - D. muscles of ventilation

13. Digestive system
  - A. gross anatomy and microanatomy of gastrointestinal tract
  - B. gross anatomy and microanatomy of accessory digestive organs
  - C. mesenteries
  - D. nerve supply of gastrointestinal tract
14. Urinary system
  - A. gross anatomy of urinary system
  - B. microanatomy of kidneys
15. Reproductive systems
  - A. gross anatomy of male reproductive system
  - B. gross anatomy of female reproductive system
  - C. embryologic development of reproductive systems
16. Embryological origins of tissues and effects of aging and pathologies. Specific examples covered may vary between instructors/course sections.

**Lab Content:**

In the laboratory, students will identify the microscopic and gross anatomical structures of the major human organ systems. This hands-on work will occur primarily using human cadavers, prosected specimens, and bones. Specific content includes:

1. Identification of bones, their landmarks and foramina
  - A. axial skeleton
  - B. upper appendicular skeleton
  - C. lower appendicular skeleton
2. Identification of superficial musculature
  - A. head and neck muscles
  - B. upper limb muscles
  - C. torso muscles
  - D. lower limb muscles
3. Identification of gross and microscopic features of organs and systems
  - A. central nervous system
  - B. peripheral nervous system
  - C. integumentary system
  - D. circulatory system
  - E. respiratory system
  - F. digestive system
  - G. urinary system
  - H. reproductive systems

**RADT 418 (4.5 units, lab only – field experience)**

Note the introductory description that acknowledges the potential variation in specific lab content depending on the particular clinical setting.

**COURSE CONTENT:**

**Lab Content:**

This course provides students with real-life experience in a clinical setting. Each clinical setting is different and students are exposed to a variety of radiologic exams depending on the clinic. The number of hours for the clinical experience, and thus units, correspond with the time needed for students to gain knowledge and skills in the clinical setting as they work towards being job ready.

1. Observe radiographic examinations observing correct positioning, image receptor placement, and central beam alignment.
2. Perform with assistance radiographic examinations observing correct positioning, image receptor placement, and central beam alignment.
3. Perform radiographic examinations demonstrating correct positioning, image receptor placement, and central beam alignment.
4. Describe and demonstration radiation safety for patient and personnel.
5. Relate appropriate projections to demonstrate specific anatomy.
6. Identify required radiographic anatomy on images.
7. Demonstrate safe operation of radiographic equipment while performing various radiographic examinations.
8. Describe medical conditions that affect performance of various radiographic examinations.

**COURSE CONTENT:****Lecture Content:**

1. Solutions and Colligative Properties
  - A. Saturated, supersaturated and unsaturated solutions.
  - B. Factors affecting solubility.
  - C. Expressing concentration e.g., molality, mole fraction, %mass, etc.
  - D. Colligative properties, e.g., freezing pt. depression, boiling pt. elevation, vapor pressure lowering & osmotic pressure.
  - E. Effect of intermolecular forces on solubility.
2. Chemical Kinetics
  - A. Factors affecting reaction rates
  - B. Instantaneous rate versus average rate
  - C. Reaction order
  - D. Rate constant
  - E. Differential rate laws
  - F. Integrated rate laws
  - G. Reaction half-life
  - H. Activation energy
  - I. Arrhenius equation
  - J. Catalysis
2. Chemical equilibrium
  - A. Writing mass action expressions,  $K_c$ ,  $K_p$
  - B. Relationship between  $K_c$  and  $K_p$
  - C. Writing mass action expressions for heterogeneous reactions
  - D. Calculating the reaction quotient  $Q$
  - E. Calculating  $K$  or final product concentrations using an ICE table
  - F. Le Chatelier's Principle
3. Acids and Bases
  - A. Arrhenius definition
  - B. Bronsted-Lowry definition
  - C. Autoionization of water
  - D. pH scale
  - E. pH calculations for strong acids & bases
  - F. pH calculations for weak acids & bases
  - G. Hydrolysis of salts
  - H. Relationship between  $K_a$  &  $K_b$
  - I. Lewis acid base theory
4. Aqueous Ionic Equilibrium
  - A. The common ion effect
  - B. Buffer solutions
  - C. Henderson-Hasselbach equation
  - D. Strong acid-strong base titrations
  - E. Weak acid or weak base titrations
  - F. Polyprotic acids
  - G.  $K_{sp}$
  - H. Calculating  $K_{sp}$  using ICE tables
  - I. Factors affecting solubility of salts
  - J. Precipitation and separation using  $K_{sp}$  and ion product  $Q$
5. Thermodynamics
  - A. Spontaneous and nonspontaneous processes
  - B. Entropy change for phase change
  - C. 2nd Law
  - D. Microstates
  - E. Boltzmann's equation

- F. Calculating  $\Delta S$  and  $\Delta G$  for chemical reactions
  - G. Gibbs free energy equation
  - H. Relationship between  $\Delta G$  and  $K$
  - I. Calculating  $\Delta G$  under nonstandard conditions.
6. Electrochemistry
- A. Balancing redox equations in acid - base solutions.
  - B. Intro to voltaic cells
  - C. Calculating cell EMF under standard conditions
  - D. Calculating cell EMF under nonstandard conditions
  - E. Relationship between cell EMF and  $\Delta G$
  - F. Calculations with the Nernst equation (non-standard conditions)
  - G. Concentration cells
  - H. Electrolysis
7. Nuclear Chemistry
- A. Types of radioactive decay
  - B. Writing nuclear equations
  - C. Belt of stability
  - D. Nuclear transmutations
  - E. Rates of nuclear decay
  - F. Nuclear binding energies
  - G. Fission
  - H. Fusion
8. Transition Metals & Coordination Compounds
- A. Properties of transition metals
  - B. Oxidation states
  - C. Ligands & chelating agents
  - D. Structure & isomerization

**Lab Content:**

1. Solubility of Organic and Inorganic Compounds
2. Colligative Properties: Freezing Point Depression
3. Introduction to UV Spectroscopy
4. Kinetics of the Decomposition of Crystal Violet Dye
5. Determination of an Equilibrium Constant
6. Le Chatelier's Principle
7. The pH of Salts, Acids and Bases
8. Base Standardization & Titration of Unknown Acid
9. Determination of  $K_a$  and Concentration of an Unknown Acid
10. Preparation of a Buffer
11. Qualitative Analysis
12. Determination of Solubility Constant,  $K_{sp}$  for Calcium Iodate
13. Determination of  $\Delta H$ ,  $\Delta S$  and  $\Delta G$  for Ionic Salt
14. Determination of Thermodynamic Values for Dissolution of Borax
15. Constructing Electrochemical Cells
16. Electrolysis, the Faraday and Avogadro's Law

**Recommended Preparation - Justification for Frequent Requisites**

CHEM 220 (5.0 units, lecture/lab)

Frequently Recommended Preparation	
Frequently Recommended	<p>Eligibility for ENGL 100.</p> <p><b>Writing</b></p> <ol style="list-style-type: none"> <li>1. Use complex sentences as well as correct punctuation and mechanical conventions.</li> <li>2. Demonstrate basic knowledge of essay requirements.</li> </ol> <p><b>Reading</b></p> <ol style="list-style-type: none"> <li>1. Read material at the 11th grade level applying literal and inferential comprehension skills.</li> <li>2. Determine word meanings of vocabulary used in material at this level.</li> </ol>
Justification for Frequently Recommended Preparation	
<p>Why is the knowledge of the recommended course(s), skill(s) or information necessary for students to succeed in the "target" course? Specify the relationship between the recommended knowledge and skills required of students and those taught in the "target course? (Please list the specific proficiencies students must possess in order to succeed in the "target" course.)</p>	
<p>Acceptable written and oral communication skills are required for: 1) comprehension of written reading material for lecture and class 2) preparing clear and concise lab reports 3) engaging in scientific discussions with faculty and peers</p>	

COMM 127 (3.0 units, lecture only)

Frequently Recommended Preparation	
Frequently Recommended	<p>Eligibility for ENGL 100.</p> <p><b>Writing</b></p> <ol style="list-style-type: none"> <li>1. Use complex sentences as well as correct punctuation and mechanical conventions.</li> <li>2. Demonstrate basic knowledge of essay requirements.</li> </ol> <p><b>Reading</b></p> <ol style="list-style-type: none"> <li>1. Read material at the 11th grade level applying literal and inferential comprehension skills.</li> <li>2. Determine word meanings of vocabulary used in material at this level.</li> </ol>
Justification for Frequently Recommended Preparation	
<p>Why is the knowledge of the recommended course(s), skill(s) or information necessary for students to succeed in the "target" course? Specify the relationship between the recommended knowledge and skills required of students and those taught in the "target course? (Please list the specific proficiencies students must possess in order to succeed in the "target" course.)</p>	
<p>Students who do not yet possess the basic skills to construct a solid paper and/or outline with components such as a thesis, introduction, body, and conclusion, as well as the ability to logically support main ideas with credible evidence gathered through different research methods, will be highly unlikely to succeed in this course.</p>	



CRER 137 (1.0 units, lecture only)

Frequently Recommended Preparation	
<b>Frequently Recommended</b>	<p>Eligibility for READ 836 and ENGL 836; or ENGL 847 or ESL 400.</p> <p><b>Writing</b></p> <ol style="list-style-type: none"> <li>1. Write complete sentences and unified paragraphs.</li> <li>2. Use correct basic punctuation, grammar and syntax.</li> </ol> <p><b>Reading</b></p> <ol style="list-style-type: none"> <li>1. Read material at 9th grade level accurately and with good comprehension.</li> <li>2. Determine word meanings of vocabulary used in material at this level.</li> </ol>
Justification for Frequently Recommended Preparation	
<p><b>Why is the knowledge of the recommended course(s), skill(s) or information necessary for students to succeed in the "target" course? Specify the relationship between the recommended knowledge and skills required of students and those taught in the "target course? (Please list the specific proficiencies students must possess in order to succeed in the "target" course.)</b></p>	
<p>1. Because this course is designed to prepare students for the work environment, they must use proper grammatical structure while completing written research projects and career portfolio. 2. Because this course is designed to prepare students for the work environment must use proper punctuation, grammar, and syntax while completing required research papers. 3. Students must be able to read at the 9th grade level in order to understand the required textbooks and course materials.</p>	

ECON 100 (3.0 units, lecture only)

Frequently Recommended Preparation	
<b>Frequently Recommended</b>	<p>Eligibility for ENGL 100.</p> <p><b>Writing</b></p> <ol style="list-style-type: none"> <li>1. Use complex sentences as well as correct punctuation and mechanical conventions.</li> <li>2. Demonstrate basic knowledge of essay requirements.</li> </ol> <p><b>Reading</b></p> <ol style="list-style-type: none"> <li>1. Read material at the 11th grade level applying literal and inferential comprehension skills.</li> <li>2. Determine word meanings of vocabulary used in material at this level.</li> </ol>
Justification for Frequently Recommended Preparation	
<p><b>Why is the knowledge of the recommended course(s), skill(s) or information necessary for students to succeed in the "target" course? Specify the relationship between the recommended knowledge and skills required of students and those taught in the "target course? (Please list the specific proficiencies students must possess in order to succeed in the "target" course.)</b></p>	
<p>Exams are essay based. Both the textbook and assigned in class readings expect the student to be able to make literal and inferential references. Students will be reading and writing with online materials that use complex sentence structures. Finally, social sciences in general, at Canada College have moved toward more uniformity with respect to recommended preparation. This change is in line with that move.</p>	

Frequently Recommended Preparation	
<b>Frequently Recommended</b>	<p>Eligibility for READ 836 and ENGL 836; or ENGL 847 or ESL 400.</p> <p><b>Writing</b></p> <ol style="list-style-type: none"> <li>1. Write complete sentences and unified paragraphs.</li> <li>2. Use correct basic punctuation, grammar and syntax.</li> </ol> <p><b>Reading</b></p> <ol style="list-style-type: none"> <li>1. Read material at 9th grade level accurately and with good comprehension.</li> <li>2. Determine word meanings of vocabulary used in material at this level.</li> </ol>
Justification for Frequently Recommended Preparation	
<p>Why is the knowledge of the recommended course(s), skill(s) or information necessary for students to succeed in the "target" course? Specify the relationship between the recommended knowledge and skills required of students and those taught in the "target course? (Please list the specific proficiencies students must possess in order to succeed in the "target" course.)</p> <p>Reading skills necessary to understand course materials, handouts, homework and TBA assignment instructions, and any ancillary materials as provided by instructor. Writing skills necessary for completing class writing assignments, and creating text-based materials for homework and TBA assignments.</p>	

## **Representative Assignments**

CHEM 220 (5.0 units, lecture/lab)

### **8. REPRESENTATIVE ASSIGNMENTS**

Representative assignments in this course may include, but are not limited to the following:

#### **Writing Assignments:**

- Weekly laboratory reports (5-6 pages)

#### **Reading Assignments:**

- A. Approximately 1 chapter per week from the textbook (approximately 20-30 pages)
- B. Materials in preparation for laboratory exercises (one per week, approximately 7-10 pages in length)

#### **Other Outside Assignments:**

- None.

#### **To be Arranged Assignments:**

- Not applicable.

COMM 127 (3.0 units, lecture only)

### **8. REPRESENTATIVE ASSIGNMENTS**

Representative assignments in this course may include, but are not limited to the following:

#### **Writing Assignments:**

- A. Compose full-sentence outlines (2-5 outlines, approximately 2-10 pages each)
- B. Prepare written peer feedback and self-critique (2-5 assignments, 2-4 pages each)
- C. Research paper on fact, value, and/or policy propositions (2-3 papers/outlines, 3-5 pages each)
- D. Analyze current issues through written, oral, and video components (2-4 assignments, 5-8 pages each)

#### **Reading Assignments:**

- A. Study required text assignments (1 chapter per week, approximately 20-30 pages in length)
- B. Research and gather supporting materials (4-10 academic sources per speech, approximately 10-30 pages each)
- C. Review sample outlines (5-8 reviews, approximately 2-10 pages each)
- D. Analyze current issues via news, internet, and media outlets (2-5 critiques, approximately 3-5 pages each)

#### **Other Outside Assignments:**

- A. Rehearse and deliver speeches (2-4 speeches, approximately 2-10 minutes each)
- B. View and analyze live or past debate (i.e., Presidential debates, collegiate debates) (2-5 critiques, approximately 2-5 pages each)
- C. Apply critical listening to analyze media content (2-3 papers, approximately 2-3 pages each)
- D. Conduct appropriate research (4-10 academic sources per speech/paper, approximately 10-30 pages each)

#### **To be Arranged Assignments:**

- Not applicable

CRER 137 (1.0 units, lecture only)

### **8. REPRESENTATIVE ASSIGNMENTS**

Representative assignments in this course may include, but are not limited to the following:

#### **Writing Assignments:**

- A. Personal History Paper- students prepare a 2-3 page report that summarizes their background, education, work, and leisure activities.
- B. Putting It All Together Paper - students prepare a 3-5 page paper that summarizes their assessment results and describes their best fit in a job or career.
- C. Career Exploration Assignment- students research 3 careers/occupations and write a 4-6 page paper which summarizes their results.

#### **Reading Assignments:**

- A. Textbook Reading: Read one chapter per week, approximately 15 pages per chapter
- B. Career Articles: Read one article per week, approximately 5-7 pages per week
- C. College Catalog: Read approximately 10 pages per week

#### **Other Outside Assignments:**

- Informational Interview Report/Presentation- Students arrange and conduct an interview, prepare a 3-5 page written report, and make a class presentation.

#### **To be Arranged Assignments:**

- Not applicable.

ECON 100 (3.0 units, lecture only)

**8. REPRESENTATIVE ASSIGNMENTS**

Representative assignments in this course may include, but are not limited to the following:

**Writing Assignments:**

- A. Bimonthly written homework sets that review and analyze economic principles (4-8 pages)
- B. Online weekly assignments of scheduled material (2-3 pages)
- C. Economic puzzle paper that applies economic principle (once) 2-3 pages
- D. Optional research paper 11-15 pages

**Reading Assignments:**

- A. Chapter readings in text book (16 chapters)
- B. Reading of economic "novel" (e.g. Price of Everything)
- C. Articles from Economist magazine, New York Times and Wall Street Journal etc...

Additional detail: textbook chapter readings (approximately 20 pages per chapter) and additional readings (approximately 10 pages per week).

**Other Outside Assignments:**

- Articles on various economic topics.
- Economist articles
- Wall Street Journal Articles
- Blog articles

**To be Arranged Assignments:**

- Not applicable

KINE 308 (3.0 units, lecture only)

**8. REPRESENTATIVE ASSIGNMENTS**

Representative assignments in this course may include, but are not limited to the following:

**Writing Assignments:**

- A. A professional interview assignment where the student is asked select a person who has experienced a serious musculoskeletal injury and was able to recover successfully. A detailed account of their rehabilitation process will culminate in a 5-page essay.

**Reading Assignments:**

- A. Designated chapter readings for each lecture topic at approximately 15-20 pages per chapter.
- B. Supplemental readings as assigned, such as 3-4 pages per peer-reviewed journal articles.

**Other Outside Assignments:**

- Comprehensive rehabilitation design project in the form of a 10-15 minute in-class presentation using presentation software such as PowerPoint. A hard copy of the presentation will be submitted in 15-20 slides.

**To be Arranged Assignments:**

- Not applicable.

MART 325 (3.0 units, lecture/TBA)

**8. REPRESENTATIVE ASSIGNMENTS**

Representative assignments in this course may include, but are not limited to the following:

**Writing Assignments:**

- A. Short answer and essay answers to 5-6 questions per assignment (4-5 assignments per topic), approx. 25-100 words per answer.
- B. Written short answer and short paragraphs incorporated in the 10-15 assignments and 5-6 projects, approx. 25-100 words per answer.

**Reading Assignments:**

- Weekly reading from course textbook (1-2 chapters) approx. 30-50 pgs./week

**Other Outside Assignments:**

- Completion of 5-15 homework assignments

**To be Arranged Assignments:**

- A. Introduction to Painter (4 hours)
- B. Assignment 1: Dry Media (10 hours)
- C. Assignment 2: Water Color (10 hours)
- D. Assignment 3: Oil/Acrylic (12 hours)
- E. Assignment 4: Trompe L'oeil Painting (12 hours)

### **Appendix C: Distance Education Supplement Guide**

To add a Distance Education component to a new or existing course, the initiating faculty member must contact the current DE advisor for assistance in completing this portion of their curriculum proposal. This section is intended to serve as a guide for faculty completing a DE Addendum. For information on Distance Education and how to add Distance Education to a course, see [Section 4.8 COR Supplements](#).

Once Distance Education has been added as a Mode of Delivery for a course, 2 new screens will be created for the course and the corresponding links will appear on the Course Checklist: "Distance Ed" and "DE Contact."

#### **Distance Ed screen**

***Distance Ed Supplement:*** Please select whether the supplement material is New or a Revision. Do not check both. (Note that making changes to the DE Contact screen is considered a "Revision" to the Distance Education Supplement.)

***Distance Education:*** The faculty author or the discipline expert in charge of the online delivery of the course should have some training or experience in online education. Please specify where the individual(s) responsible for online delivery of the course received training or experience.

#### ***Method of Distance Education:***

Online/Hybrid: This is for courses that can be either delivered fully online, or a combination for online and in-person (hybrid). If the course is hybrid-only (i.e. there is a portion of the delivery or evaluation that cannot be conducted online but must be in person) you must take additional steps. See section below ("Hybrid-only courses") for guidelines.

Other methods: If the course requires options that are different from either online, or in-person delivery or evaluation you must check this box, and specify below ("Other Methods") with an explanation.

***Online Method Limitations:*** This section must explain any limitations to the online delivery and evaluation that may require the student to take action in addition to the implied nature of the course (e.g. internet access, use of word processing software are already understood as part of common online courses, but video recording by the student is not necessarily). This section must be completed if the course is "Hybrid-only". Even for fully online courses this section should list limitations if the delivery, or evaluation require additional actions by the student (e.g. If a required part of the course is video by the student, you will want to list here the need by the student to acquire the necessary video recording hardware). If there are no substantial limitations, you may leave this section blank.

***Other Methods:*** This section applies only if you checked the "Other methods" box under Method of Distance Education. Otherwise, you may leave it blank. Provide an explanation as to what methods other than online or in-person delivery or evaluation must be used to conduct the course.

***Course Content and Methodology:*** This is a quick checklist for the author whether all the parts of the DE supplement are satisfactory. Only when all parts are checked is this section complete.

***Instructional Methodologies:*** This item is a selection list of possible instruction delivery. You will need to click on one item, then Ctrl+click (or Command+click for Macs) all other relevant items to add additional delivery methods. Some methods may introduce considerations for Online Method Limitations (see above) or Accessibility (below).

***Representative Courseware/Textbooks/Materials:*** List items here only if they are different from the in-person version of the course. If the online and in-person versions of the course use the same textbook and materials, you should write "No additional textbooks and materials apply." Also, listing basic software (e.g. Internet Explorer or equivalent, Microsoft Office) is not necessary, as they are implied by the nature of the course.

***Methods of Evaluation of Student Performance:*** List, and describe evaluation (including frequency) of student performance not necessarily required by the in-person version of the course. For example, weekly online quizzes, and discussion boards are commonly necessary for online versions of the course, but not necessary in all in-person deliveries. However, submitting papers or homework through e-mail is not substantially different between the two versions, and hence needs not be listed here.



Again, certain evaluation methods (e.g. video presentations by the student) may introduce Online Method Limitations or Accessibility considerations.

If any of your assignments require authorized supervision (e.g. specific field trips) that cannot be substituted by alternate assignments, your course is a "hybrid-only" course (see section below for additional requirements). If you are able to offer alternate assignments to such requirements, and hence can offer the course fully online, you should specify them here.

***How are you ensuring that students with disabilities can access your course in accordance with Section 508?*** This section must be completed in accordance with federal law (Rehabilitation Act of 1973, section 508) for equivalent delivery of instruction and evaluation. You must specify what the *instructor* will do to their instructional methodology and evaluation material that ensures equal access by students with disability. For example, if the course requires reading of handouts, they should be formatted through ADA guidelines with clear sections and headings. If the course requires the student to watch certain videos, these must have captioning provided by the instructor (auto-captioning is not sufficient). If the student is required to view figures or images, the instructor must provide alternate texts for these.

Note that this section does not require listing of accessories or accommodations *by* the student or ones provided by the DRC (e.g. you need not list the need for text-reading software, or recording devices used by the student).

#### **DE Contact screen**

This section should list the means, and frequency of contact types by which the instructor and student can communicate their concerns about the course, student progress, etc. This is not meant to list ways of instructional delivery or evaluation (e.g. don't list "weekly homework and feedback" here). State guidelines specify that instructors of online courses must be able to respond to student concerns within a 24-48-hour time frame. SMCCCD guidelines ask for a response time within 24 hours. You should list at least one of your contact methods (usually e-mail, or a discussion forum set up for this purpose) that abide by these guidelines.

#### **Note on hybrid-only courses**

A hybrid-only course is one that is delivered and evaluated partially online, but has portions that for justifiable reasons can only be delivered through in-person supervision by the instructor of record.

Note that courses that are approved for fully online delivery may be offered in hybrid format without modifying the COR, as the fully online approval allows the course to be taught in the hybrid format as well. If, however, a course is meant to be offered in hybrid format *only* (and not ever fully online), this must be specified in the DE Supplement of the COR for that course.

Courses that will be offered hybrid-only must complete all parts of the Distance Ed. and DE Contact sections as detailed above. In addition, the following applies for these hybrid-only courses:

- The "Online Method Limitations" portion of the Distance Ed. section must declare that the course is hybrid only, and explain the reasons why. (i.e. answer the question: "what instructional or evaluation methods require person-to-person contact that cannot be delivered through online methods?").
- On the "Basic Course Information" screen, in the "Justification for Board Report OR Curriculum Inventory update" field, the faculty author must state that "The DE supplement is meant for hybrid-only offerings of the course." This will help the Technical Review Committee review the course appropriately.



The following entry is provided as a model example the Distance Education Supplement.

LING 200

<b>Introduction to Linguistics: A Survey of Language Distance Education</b>	<b>DE Approval Date:</b>
<b>LING 200 Introduction to Linguistics: A Survey of Language</b>	
<b>Modes of Delivery</b>	
<ul style="list-style-type: none"> <li>• Lecture</li> <li>• Online</li> <li>• Hybrid and/or Web Assisted</li> </ul>	
<b>Distance Ed Supplement</b>	
<ul style="list-style-type: none"> <li>• New distance education supplement</li> </ul>	
<b>Distance Education Training</b>	
<p>Distance education component was developed by an instructor with training in online pedagogy.</p> <p><b>Training:</b> I have participated in both STOT I and II sessions, in addition to having training in graduate school with respect to instructional design and best practices in pedagogy for distance education and online learning.</p>	
<b>Method of Distance Education</b>	
<ul style="list-style-type: none"> <li>• Online, Hybrid, Web Assisted Course; (If there are limitations on how this course would be offered please explain below)</li> <li>• Other of Modes of Delivery (describe below)</li> </ul>	
<b>Online Method Limitations</b>	
Students need to acquire the necessary audio/video equipment on their end.	
<b>Course Content and Methodology:</b>	
<ul style="list-style-type: none"> <li>• The objectives and content of the course are adequately covered by the methods of instruction, assignments, evaluation of student outcomes, and instructional materials.</li> <li>• If this course is currently taught in a lecture mode, the department faculty have determined that the same objectives can be achieved in a distance learning mode.</li> <li>• The instructional equipment and materials are sufficient.</li> <li>• The preparation and training of faculty are sufficient.</li> <li>• Regular personal contact between students and instructor is sufficient.</li> <li>• Methods of student evaluation are designed to maintain examination security.</li> <li>• Evaluation of student outcomes is sufficient to permit review and assessment of the effectiveness of distance education for this course and to provide information for the annual distance education report.</li> </ul>	
<b>Instructional Methodologies (How will you deliver the course content?):</b>	
<ul style="list-style-type: none"> <li>• Announcements/Bulletin Boards</li> <li>• E-mail</li> <li>• Electronic Forum</li> <li>• Online Presentations</li> <li>• Resource Links</li> <li>• Two-Way Video conferencing (Two-way interactive video and audio)</li> </ul>	
<b>Representative Courseware/Textbooks Materials:</b>	
No additional texts or materials apply.	

**Methods of Evaluation of Student Performance:**

- Online quizzes
- Weekly homework, either submitted via digital drop box or online forums
- Online discussion forums with required interaction between students
- Submission of final term paper online
- Collaborative work on projects online, such as wikis and analysis of materials
- Submission of presentation of final paper via video link

**How are you ensuring that students with disabilities can access your course in accordance with Section 508?**

All videos will be captioned. All documents will be formatted so as to comply with technology. All images and additions to the LMS will be properly tagged and described.

**Contact Types**

**DE Contact**

- Announcements/Bulletin Boards - All course announcements would be posted on the announcements board, along with being emailed to students.
- Chat Rooms - Office hours would be conducted using chat rooms or similar technology, such as 3CMedia's CCC-Confer.
- Discussion Boards - There would be discussion boards utilized for both student work and general 'questions and answers'.
- Email Communication - For more personal communication, email would be employed.
- FAQ - FAQs would be provided to discuss course policy, elements of the course, and best practices.
- Resource Links - Resource links would be provided for a number of types of resources, both directly related to the lecture and for the term paper project.
- Scheduled Face-to-Face Meetings - Office hours on campus would be provided on a weekly basis.

**Appendix D: Sample Board Report with Curriculum Justifications**

San Mateo County Community College District

April 25, 2018

**BOARD REPORT NO. 18-4-4CA**

TO: Members of the Board of Trustees  
FROM: Ron Galatolo, Chancellor  
PREPARED BY: Kimberlee Messina, Interim Vice Chancellor, Educational Services and Planning,  
358-6887

**CURRICULAR ADDITIONS, DELETIONS AND MODIFICATIONS  
CAÑADA COLLEGE, COLLEGE OF SAN MATEO, AND SKYLINE COLLEGE**

The addition of twelve courses to, and the deletion of one course from, the College catalogs are proposed by Cañada College, College of San Mateo, and Skyline College at this time. Additionally, eleven courses are proposed to be offered in the distance education mode. The addition of two degrees is also proposed.

In addition to the course deleted, two courses were assigned inactive status, which removes them from the catalog and schedule. Since they have not been deleted, they can be more easily reinstated at a later time. If reinstatement is unlikely, these courses will be deleted in the coming years.

Furthermore, fifty-eight courses and thirteen programs were modified, and one course was reactivated.

Each of the proposed courses and programs has been reviewed by the appropriate Division Dean and approved by the College Curriculum or Instruction Committee, acting on behalf of the local Academic Senate. In addition, the Academic Senate Presidents provide oversight with respect to the necessary role of the local Senates in the review and approval process. The rigor of the approval process assures that each new course has substance and integrity in relation to its discipline and that it fills a clear student need not being served by existing course offerings.

**RECOMMENDATION**

It is recommended that the Board approve the attached curricular changes for the Cañada College, College of San Mateo, and Skyline College catalogs.

San Mateo County Community College District

April 25, 2018

This report has been prepared in accordance with SMCCCD Rules and Regulations, Section 6.13.4 and all appropriate laws and regulations.

PREPARED BY: Janet Stringer, Division Dean and Articulation Officer  
Cañada College

APPROVED BY: Candice Nance, Curriculum Committee Co-Chair  
Cañada College

Katherine Schertle, Curriculum Committee Co-Chair  
Cañada College

Hyla Lacefield, Academic Senate President  
Cañada College

Jamillah Moore, President  
Cañada College

## **PROPOSED CURRICULAR ADDITIONS – CAÑADA COLLEGE**

### COURSE DESCRIPTIONS AND JUSTIFICATIONS

#### **HUMAN SERVICES**

300 FIELD EXPERIENCE IN SOCIAL WORK AND HUMAN SERVICES (3.0) (day or evening)

Justification: The Human Services program is revising and adding courses to more easily facilitate student transfer to university level courses in the field. This course is integral to the Human Services new Associate Degree for Transfer program which is being added.

Prerequisite: HMSV 100.

Recommended Preparation: None.

Description: This course offers supervised practicum in a community organization, agency or institution, allowing the student to apply knowledge and learn new skills outside of the classroom environment. This course is designed to provide the student with the opportunity to develop skills that would facilitate gaining employment in the social work/human services field.

Classification: AA/AS Degree; AA-T/AS-T Degree for Transfer; CSU transferable.

#### **KINESIOLOGY, ATHLETICS AND DANCE - DANCE**

100 DANCE APPRECIATION (3.0) (day or evening)

Justification: This Dance Appreciation course is a needed core requirement for the Dance Associate in Arts Degree Program.

BOARD REPORT NO. 18-4-4CA

3

Prerequisite: None.Recommended Preparation: Eligibility for READ 836 and ENGL 836; or ENGL 847 or ESL 400.

Description: An overview of dance history, beginning with classical era, folk and ethnic dance. This course surveys the development of Modern, Ballet, Jazz and other dance forms through video analysis. NOTE: This course is not activity-based and is not applicable to the specific area requirement in Physical Education for the Associate Degree.

Classification: AA/AS Degree; CSU transferable.**PROPOSED CURRICULAR MODIFICATIONS – CAÑADA COLLEGE****DIGITAL ART AND ANIMATION**

- 389 Digital Media Careers
- 418 History of Animation
- 440 Video Game 3D Production Techniques

**EDUCATION AND HUMAN DEVELOPMENT – EARLY CHILDHOOD EDUCATION**

- 223 Infant and Toddler Development

**HUMAN SERVICES**

- 100 Introduction to Social Work and Human Services

**KINESIOLOGY, ATHLETICS AND DANCE - FITNESS**

- 153 Soccer Conditioning

**KINESIOLOGY, ATHLETICS AND DANCE - KINESIOLOGY**

- 105 Stress Management

**KINESIOLOGY, ATHLETICS AND DANCE – PHYSICAL EDUCATION THEORY**

- 695 Independent Study

**LITERATURE**

- 151 Introduction to Shakespeare I

**MEDICAL ASSISTING**

- 100 Introduction to Medical Assisting
- 110 Medical Terminology

**MUSIC**

- 275 History of Jazz

**PARALEGAL STUDIES**

- 249 Introduction to the Legal System
- 250 Legal Research and Writing
- 251 Torts
- 252 Civil Litigation and Trial Preparation
- 254 Family Law
- 262 Paralegalism and Study of Legal Ethics
- 264 Contracts
- 276 Electronic Litigation

**THEATRE ARTS**

- 151 Introduction to Shakespeare I

**PROPOSED CURRICULAR INACTIVATIONS – CAÑADA COLLEGE**

**EDUCATION AND HUMAN DEVELOPMENT – EARLY CHILDHOOD EDUCATION**

- 331 The Role of the Teacher

**PROPOSED CURRICULAR REACTIVATIONS – CAÑADA COLLEGE**

**COMPUTER BUSINESS OFFICE TECHNOLOGY**

- 695 Independent Study

**PROPOSED TO BE OFFERED AS DISTANCE EDUCATION – CAÑADA COLLEGE**

**HUMAN SERVICES**

- 100 Introduction to Social Work and Human Services

**MEDICAL ASSISTING**

- 100 Introduction to Medical Assisting
- 110 Medical Terminology

**PARALEGAL STUDIES**

- 249 Introduction to the Legal System
- 250 Legal Research and Writing
- 252 Civil Litigation and Trial Preparation

**PROPOSED PROGRAM ADDITIONS – CAÑADA COLLEGE**

Cañada College proposes to offer an Associate Degree for Transfer in the following programs:



## **HUMAN SERVICES**

**Social Work and Human Services - Associate in Arts Degree for Transfer** – 28-29 units in the major area + Certified completion of the California State University General Education-Breadth pattern (CSU GE Breadth); OR the Intersegmental General Education Transfer Curriculum (IGETC) pattern, and other requirements for the Associate Degree for Transfer.

## **PROPOSED PROGRAM MODIFICATIONS – CAÑADA COLLEGE**

### **KINESIOLOGY, ATHLETICS AND DANCE - DANCE**

**Dance** – AA Degree Program

## **HUMAN SERVICES**

**Community Health Worker** – Certificate of Achievement

**Human Services** – AA Degree Program

**Human Services** – Certificate of Achievement

**Patient/Health Navigator** – Certificate of Achievement

## 7. References

- Academic Senate for California Community Colleges (1994) *Placement of Courses Within Disciplines*. Retrieved 8 September 2022 from [http://www.asccc.org/sites/default/files/publications/Displacement\\_0.pdf](http://www.asccc.org/sites/default/files/publications/Displacement_0.pdf)
- Academic Senate for California Community Colleges (2004) *Qualifications For Faculty Service In The California Community Colleges: Minimum Qualifications, Placement Of Courses Within Disciplines, And Faculty Service Areas*. Retrieved 8 September 2022 from [http://www.asccc.org/sites/default/files/publications/FacultyQuals\\_0.pdf](http://www.asccc.org/sites/default/files/publications/FacultyQuals_0.pdf)
- Academic Senate for California Community Colleges (2008) *Understanding Interdisciplinary Studies*. Retrieved from <https://asccc.org/content/understanding-interdisciplinary-studies>
- Academic Senate for California Community Colleges (2010) *SLO Terminology Glossary*. Retrieved from [https://asccc.org/sites/default/files/publications/SLO-Glossary-2010\\_0.pdf](https://asccc.org/sites/default/files/publications/SLO-Glossary-2010_0.pdf)
- Academic Senate for California Community Colleges (2017) *The Course Outline of Record: A Curriculum Reference Guide Revisited*. Retrieved from <http://www.asccc.org/sites/default/files/COR.pdf>
- ASSIST (n.d.) *IGETC - Intersegmental General Education Transfer Curriculum*. Retrieved 8 September 2022 from <http://www.assist.org/web-assist/help/help-igetc.html>
- Bay Area Community College Consortium (2018). *Who we are and how we can help*. Retrieved from <https://sites.google.com/a/baccc.net/baccc/Home>
- Boatright, D., Deegan, P., Lawson, R. & Nixon, J. *CIO Manual: Overview and Responsibilities*. Retrieved from <https://cccio.org/documents/CIOManual01-05-2013.pdf>
- California Code of Regulations, Title 5 (2017). Retrieved from <http://www.dir.ca.gov/dlse/ccr.htm>
- California Community Colleges Chancellor's Office (2006) *Noncredit at a Glance*. Retrieved from [http://cccio.org/documents/NoncreditGuide\\_5e.pdf](http://cccio.org/documents/NoncreditGuide_5e.pdf)
- California Community Colleges Chancellor's Office (2014) *Minimum Qualifications for Faculty and Administrators in California Community Colleges*. Retrieved 20 July 2015 from <http://www.asccc.org/sites/default/files/2014MinimumQualifications.pdf>
- California Community Colleges Chancellor's Office (2017) *Program and Course Approval Handbook, 7th edition*. Retrieved from [Program and Course Approval Handbook - 7th Edition](#)
- California School Boards Association (2014) *Title 5: Education, Division 6: California Community Colleges*. Retrieved from <http://www.gamutonline.net/district/hemet/PolicyCategoryList/1126/8>
- Carranza, J. (2018) *Assignment of Disciplines: Life and Culture Courses Memo*. Retrieved from <http://downloads.smccd.edu/pr/cancc/Memo%20HUM.%20SOSC%20650%20-%20Final.pdf?f=https%3A%2F%2Fsmccd.sharepoint.com%2Fsites%2Fdownloads%2Fcancc%2Fapi%2FWeb%2FGetFileByServerRelativePath%28dencodedurl%3D%27%2Fsites%2Fdownloads%2Fcancc%2FShared%2520Documents%2FInformation%2520-%2520Ca%25C3%25B1ada%2FMemo%2520HUM.%2520SOSC%2520650%2520-%2520Final.pdf%27%29>
- Course Identification Numbering System (2013) *C-ID FAQs for Faculty*. Retrieved from [http://c-id.net/faq\\_faculty.html](http://c-id.net/faq_faculty.html)
- Elteto, A. (2016) *Distance Education Supplements: A Quick Guide*.
- Freitas, J. (2016) *Who Gets to Teach That Course? The Importance of Assigning Courses to Disciplines*. Retrieved from <https://www.asccc.org/content/who-gets-teach-course-importance-assigning-courses-disciplines>
- Hope, L. & Mohr, R. (2017) *Regulations governing Standards and Criteria for Credit Certificates*. Retrieved from [http://extranet.cccco.edu/Portals/1/ExecutiveOffice/Consultation/2017\\_agendas/November/3-RegsGovStandardsAndCriteriaForCreditCerts-Digest.pdf](http://extranet.cccco.edu/Portals/1/ExecutiveOffice/Consultation/2017_agendas/November/3-RegsGovStandardsAndCriteriaForCreditCerts-Digest.pdf)
- Peña, J.F. (2012) "CurricUNET Quick Reference Guide." SMCCCD Office of Instruction.
- Regents of the University of California (2013) *Transferable Course Agreements (TCAs)*. Retrieved 19 June 2015 from <http://www.ucop.edu/transfer-articulation/transferable-course-agreements/index.html>
- Rensselaer Polytechnic Institute Office of the Provost (n.d.) *Objectives vs. Outcomes*. Retrieved 30 June 2015 from <http://provost.rpi.edu/learning-assessment/learning-outcomes/objectives-vs-outcomes>
- Skyline College Curriculum Committee. *Skyline College Curriculum Handbook: 2017-18*. Retrieved from [https://www.skylinecollege.edu/curriculumcommittee/assets/documents/Curriculum\\_Handbook\\_2017-18.pdf](https://www.skylinecollege.edu/curriculumcommittee/assets/documents/Curriculum_Handbook_2017-18.pdf)