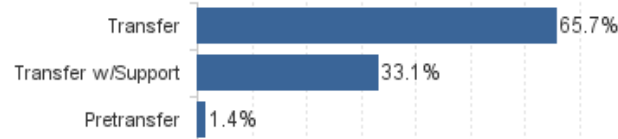
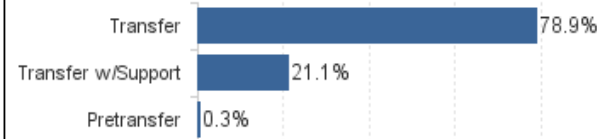


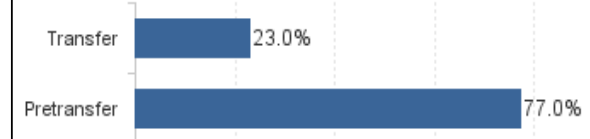
MATH (n = 644)



ENGLISH (n = 625)



ESL/ESOL* (n = 61)



MATH	Total Headcount	Assessed/Placed	Transfer-Level without Support	% of Demo Group (Row)	% of Column	Transfer-Level with Support	% of Demo Group (Row)	% of Column	Pre-Transfer or Multi-Term Seq.	% of Demo Group (Row)	% of Column
American Indian/Alaskan Native	2	2	1	50.0%	0.2%	1	50.0%	0.5%	0	0.0%	0.0%
Asian	68	58	49	84.5%	11.6%	9	15.5%	4.2%	0	0.0%	0.0%
Black or African American	22	17	8	47.1%	1.9%	9	52.9%	4.2%	0	0.0%	0.0%
Filipino	36	33	28	84.8%	6.6%	5	15.2%	2.3%	0	0.0%	0.0%
Pacific Islander	12	9	5	55.6%	1.2%	3	33.3%	1.4%	1	11.1%	11.1%
Hispanic/Latinx	384	323	196	60.7%	46.3%	124	38.4%	58.2%	3	0.9%	33.3%
White	173	150	100	66.7%	23.6%	46	30.7%	21.6%	5	3.3%	55.6%
More Than One Race	47	42	29	69.0%	6.9%	13	31.0%	6.1%	0	0.0%	0.0%
Race/Ethnicity Unknown	17	10	7	70.0%	1.7%	3	30.0%	1.4%	0	0.0%	0.0%
Overall	761	644	423	65.7%	100.0%	213	33.1%	100.0%	9	1.4%	100.0%
ENGLISH											
American Indian/Alaskan Native	2	2	2	100.0%	0.4%	0	0.0%	0.0%	0	0.0%	0.0%
Asian	68	51	49	96.1%	9.9%	2	3.9%	1.5%	0	0.0%	0.0%
Black or African American	22	17	11	64.7%	2.2%	6	35.3%	4.5%	0	0.0%	0.0%
Filipino	36	33	29	87.9%	5.9%	4	12.1%	3.0%	0	0.0%	0.0%
Pacific Islander	12	7	5	71.4%	1.0%	2	28.6%	1.5%	0	0.0%	0.0%
Hispanic/Latinx	384	320	237	74.1%	48.1%	83	25.9%	62.9%	1	0.3%	50.0%
White	173	145	124	85.5%	25.2%	21	14.5%	15.9%	1	0.7%	50.0%
More Than One Race	47	40	28	70.0%	5.7%	12	30.0%	9.1%	0	0.0%	0.0%
Race/Ethnicity Unknown	17	10	8	80.0%	1.6%	2	20.0%	1.5%	0	0.0%	0.0%
Overall	761	625	493	78.9%	100.0%	132	21.1%	100.0%	2	0.3%	100.0%
ESL-ESOL											
American Indian/Alaskan Native	2	0	0		0.0%	0			0		0.0%
Asian	68	14	7	50.0%	50.0%	0	0.0%		7	50.0%	14.9%
Black or African American	22	0	0		0.0%	0			0		0.0%
Filipino	36	1	1	100.0%	7.1%	0	0.0%		0	0.0%	0.0%
Pacific Islander	12	1	1	100.0%	7.1%	0	0.0%		0	0.0%	0.0%
Hispanic/Latinx	384	37	4	10.8%	28.6%	0	0.0%		33	89.2%	70.2%
White	173	5	1	20.0%	7.1%	0	0.0%		4	80.0%	8.5%
More Than One Race	47	0	0		0.0%	0			0		0.0%
Race/Ethnicity Unknown	17	3	0	0.0%	0.0%	0	0.0%		3	100.0%	6.4%
Overall	761	61	14	23.0%	100.0%	0	0.0%		47	77.0%	100.0%