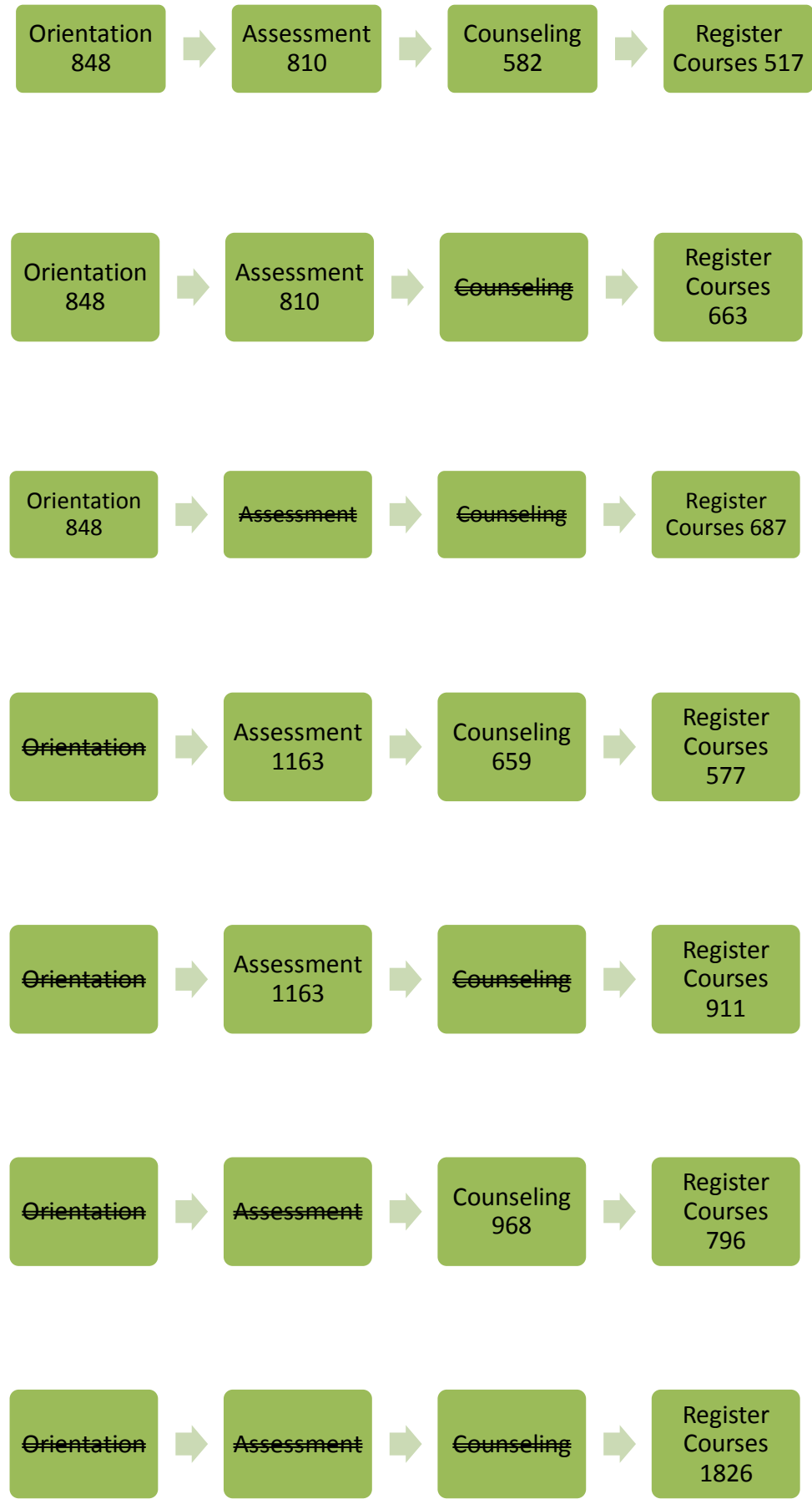
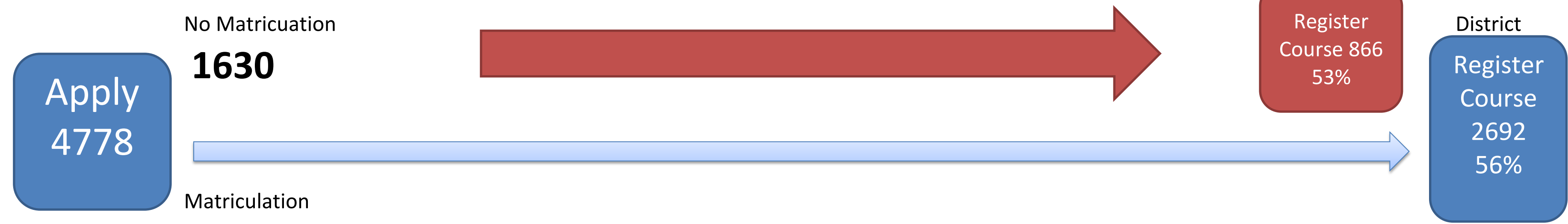
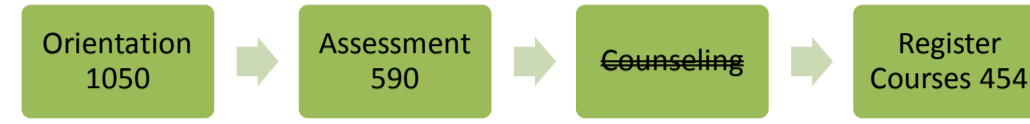
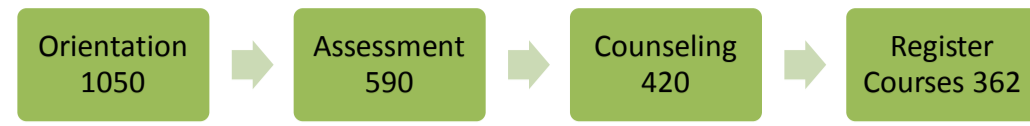




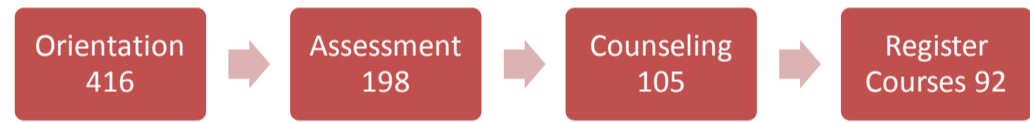
Summer 2013 and Fall 2013



Spring 2013
Summer 2013



Fall 2013



Using Edgar's Que	Matrication	Orientation	Assessment	Counseling	Registered
Pipeline:	3148 100%	848 27% 100%	810 26% 96% 100%	582 18% 69% 72% 100%	517 16% 61% 64% 89%
	3148 100%	848 27% 100%	810 26% 96% 100%		663 21% 78% 82%
	3148 100%	848 27% 100%			687 22% 81%
	3148 100%		1163 37% 100%	659 21% 57% 100%	577 18% 50% 88%
	3148 100%		1163 37% 100%		911 29% 78%
	3148 100%			968 31% 100%	796 25% 82%
	3148 100%				1826 58%
Data extraction period	Spring 2013	Spring 2013	Spring 2013	Spring 2013	
	Summer 2013	Summer 2013	Summer 2013	Summer 2013	Summer 2013
	Fall 2013	Fall 2013	Fall 2013	Fall 2013	Fall 2013
			Spring 2014	Spring 2014	Spring 2014

Orientation	Assessment	Counseling	Registered
1050 100%	590 56% 100%	420 40% 71% 100%	362 34% 61% 86%
1050 100%	590 56% 100%		454 43% 77%
1050 100%		742 71% 100%	639 61% 86%
1050 100%			812 77%
Spring 2013 Summer 2013	Spring 2013 Summer 2013 Fall 2013	Spring 2013 Summer 2013 Fall 2013	Spring 2013 Summer 2013 Fall 2013
416 100%	198 48% 100%	105 25% 53% 100%	92 22% 46% 88%
416 100%	198 48% 100%		155 37% 78%
416 100%		234 56% 100%	206 50% 88%
416 100%			322 77%
Fall 2013	Fall 2013 Spring 2014	Fall 2013 Spring 2014	Fall 2013 Spring 2014