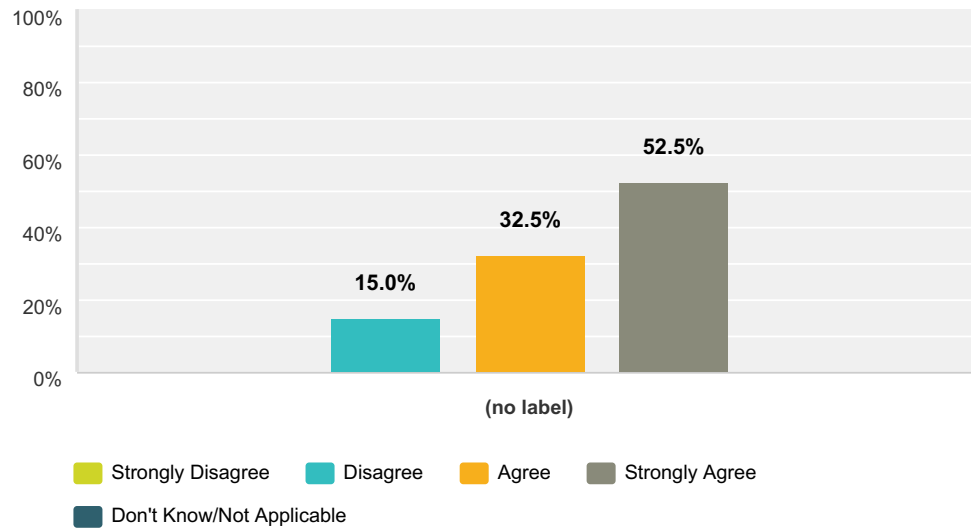


Q1 Results of college goals are regularly shared with campus constituencies.

Answered: 40 Skipped: 0

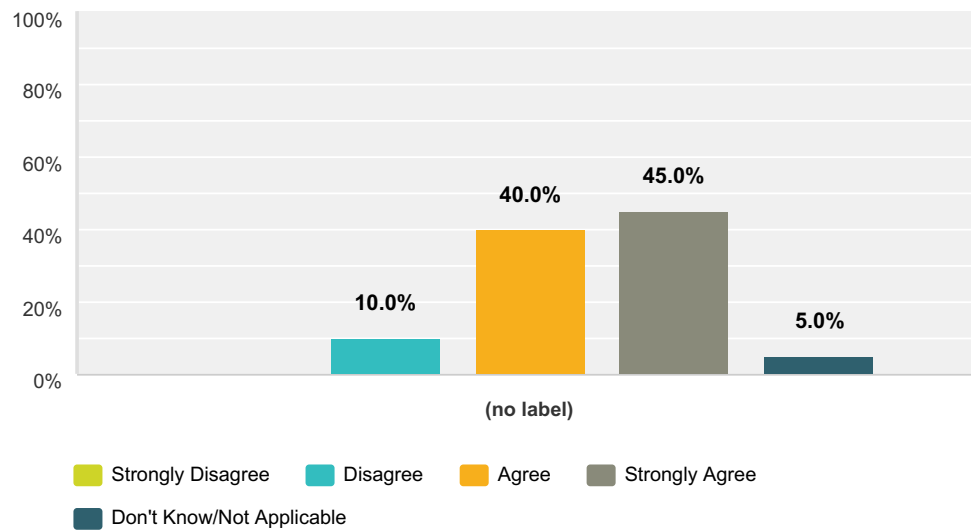


	Strongly Disagree (1)	Disagree (2)	Agree (3)	Strongly Agree (4)	Don't Know/Not Applicable	Total	Weighted Average
(no label)	0.0% 0	15.0% 6	32.5% 13	52.5% 21	0.0% 0	40	3.38

Basic Statistics				
Minimum	Maximum	Median	Mean	Standard Deviation
2.00	4.00	4.00	3.38	0.73

Q2 A consultative planning process is used to identify needed areas of improvement.

Answered: 40 Skipped: 0

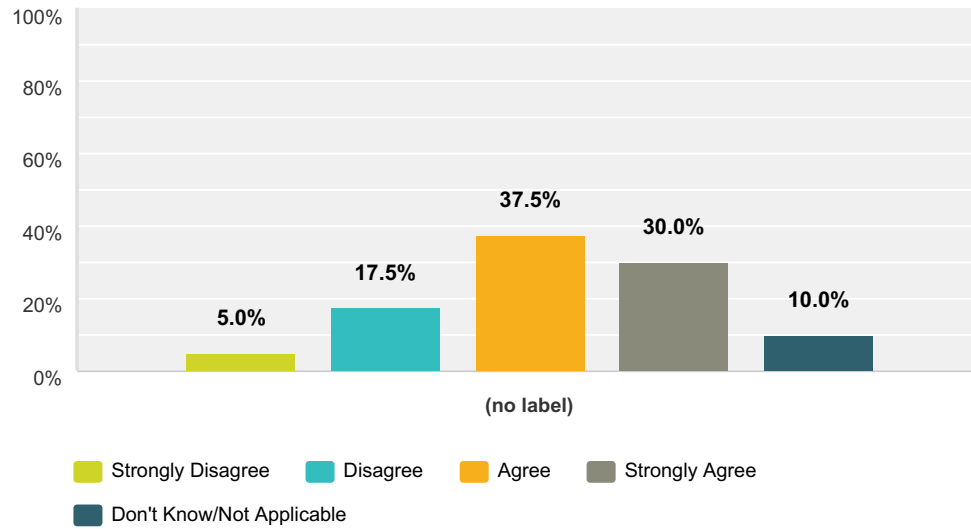


	Strongly Disagree (1)	Disagree (2)	Agree (3)	Strongly Agree (4)	Don't Know/Not Applicable	Total	Weighted Average
(no label)	0.0% 0	10.0% 4	40.0% 16	45.0% 18	5.0% 2	40	3.37

Basic Statistics				
Minimum	Maximum	Median	Mean	Standard Deviation
2.00	4.00	3.00	3.37	0.67

Q3 Employees have adequate opportunities to participate in the development of financial plans and budgets.

Answered: 40 Skipped: 0

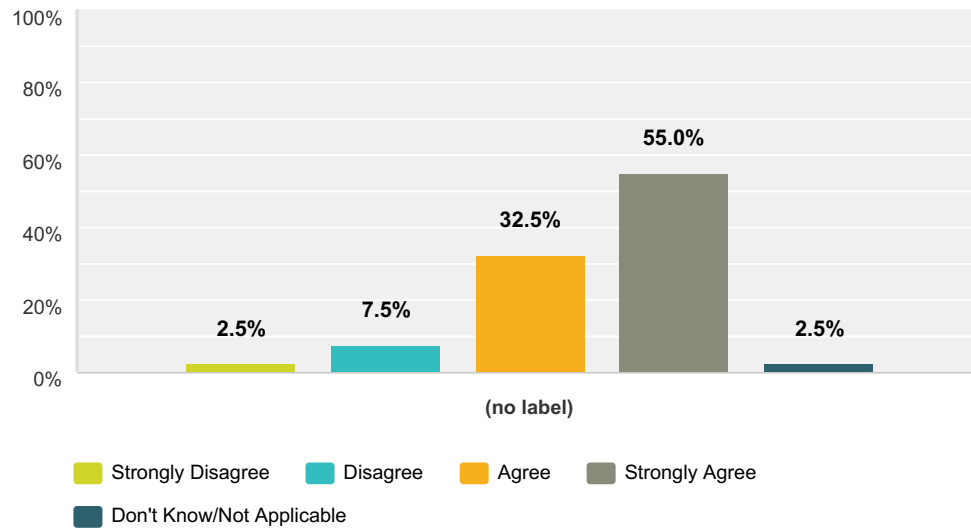


	Strongly Disagree (1)	Disagree (2)	Agree (3)	Strongly Agree (4)	Don't Know/Not Applicable	Total	Weighted Average
(no label)	5.0% 2	17.5% 7	37.5% 15	30.0% 12	10.0% 4	40	3.03

Basic Statistics				
Minimum 1.00	Maximum 4.00	Median 3.00	Mean 3.03	Standard Deviation 0.87

Q4 The College works collaboratively towards the achievement of college goals.

Answered: 40 Skipped: 0

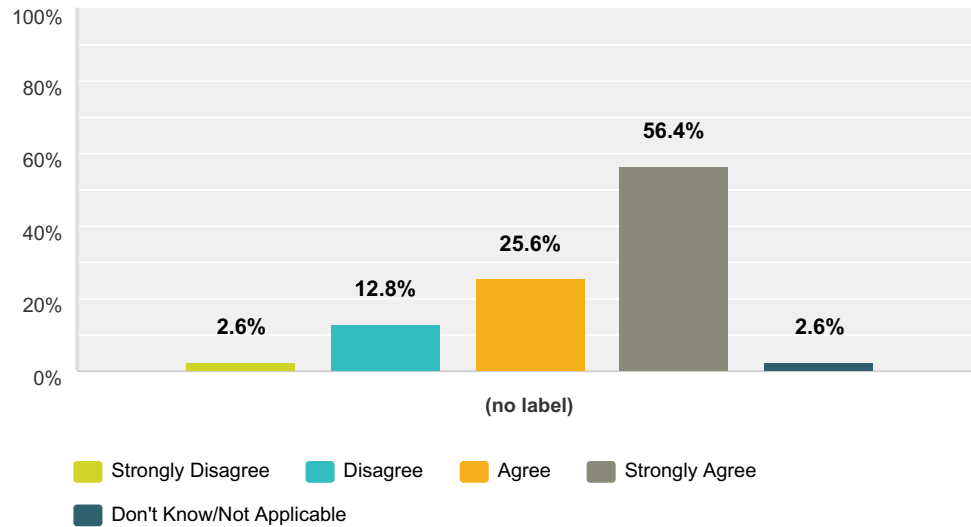


	Strongly Disagree (1)	Disagree (2)	Agree (3)	Strongly Agree (4)	Don't Know/Not Applicable	Total	Weighted Average
(no label)	2.5%	7.5%	32.5%	55.0%	2.5%	40	3.44
	1	3	13	22	1		

Basic Statistics				
Minimum	Maximum	Median	Mean	Standard Deviation
1.00	4.00	4.00	3.44	0.74

Q5 I am satisfied with the amount of opportunity I have to participate in college-wide planning.

Answered: 39 Skipped: 1

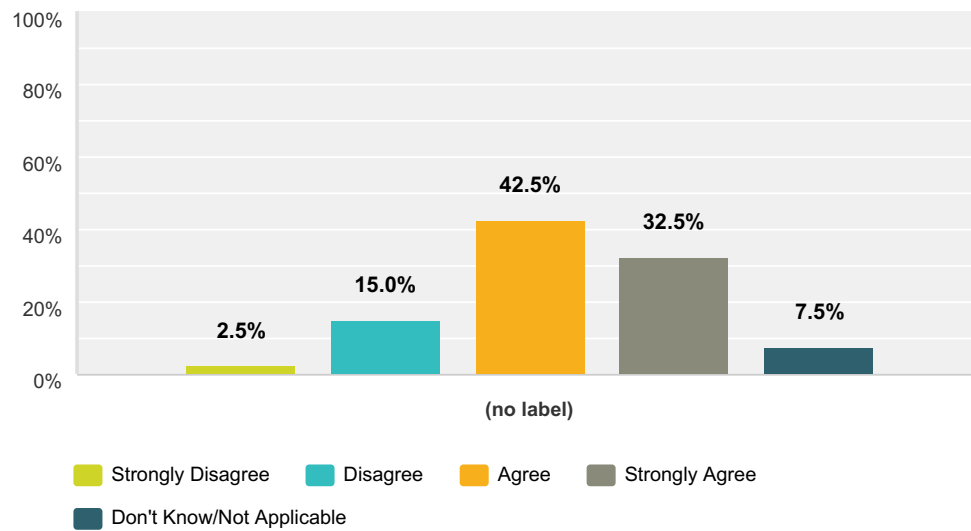


	Strongly Disagree (1)	Disagree (2)	Agree (3)	Strongly Agree (4)	Don't Know/Not Applicable	Total	Weighted Average
(no label)	2.6% 1	12.8% 5	25.6% 10	56.4% 22	2.6% 1	39	3.39

Basic Statistics				
Minimum 1.00	Maximum 4.00	Median 4.00	Mean 3.39	Standard Deviation 0.81

Q6 The program review process helps to promote positive change on campus.

Answered: 40 Skipped: 0

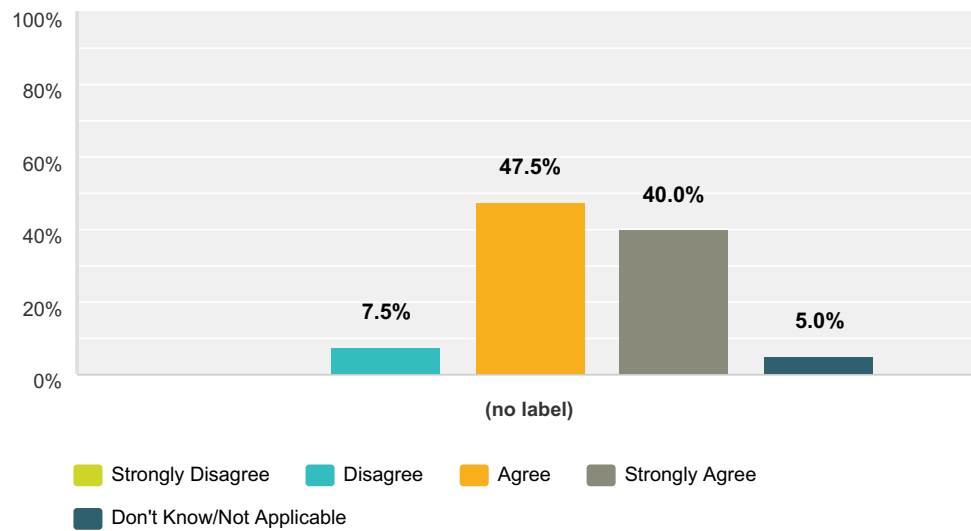


	Strongly Disagree (1)	Disagree (2)	Agree (3)	Strongly Agree (4)	Don't Know/Not Applicable	Total	Weighted Average
(no label)	2.5%	15.0%	42.5%	32.5%	7.5%	40	3.14
	1	6	17	13	3		

Basic Statistics					
Minimum	Maximum	Median	Mean	Standard Deviation	
1.00	4.00	3.00	3.14	0.78	

Q7 The role of employees in participatory governance is clearly stated and publicized.

Answered: 40 Skipped: 0

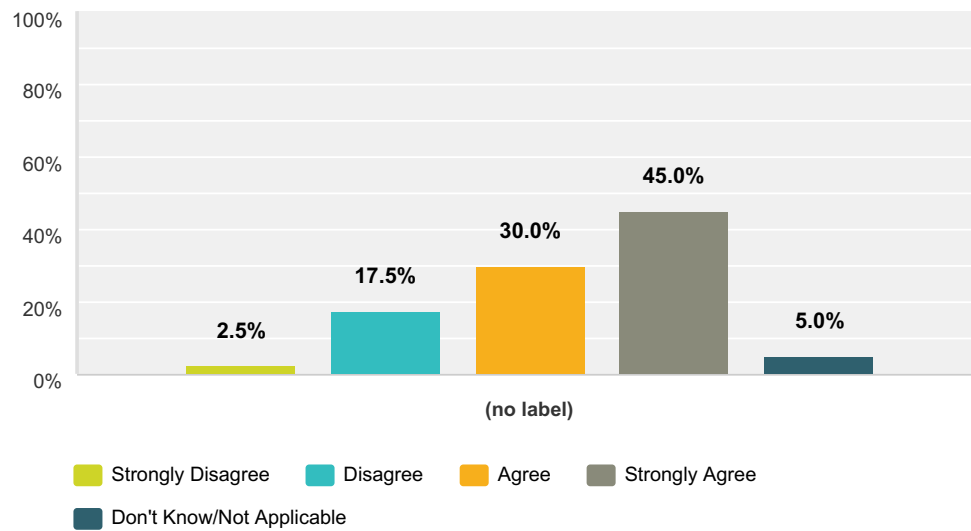


	Strongly Disagree (1)	Disagree (2)	Agree (3)	Strongly Agree (4)	Don't Know/Not Applicable	Total	Weighted Average
(no label)	0.0% 0	7.5% 3	47.5% 19	40.0% 16	5.0% 2	40	3.34

Basic Statistics				
Minimum	Maximum	Median	Mean	Standard Deviation
2.00	4.00	3.00	3.34	0.62

Q8 The procedures for hiring employees are clearly stated.

Answered: 40 Skipped: 0

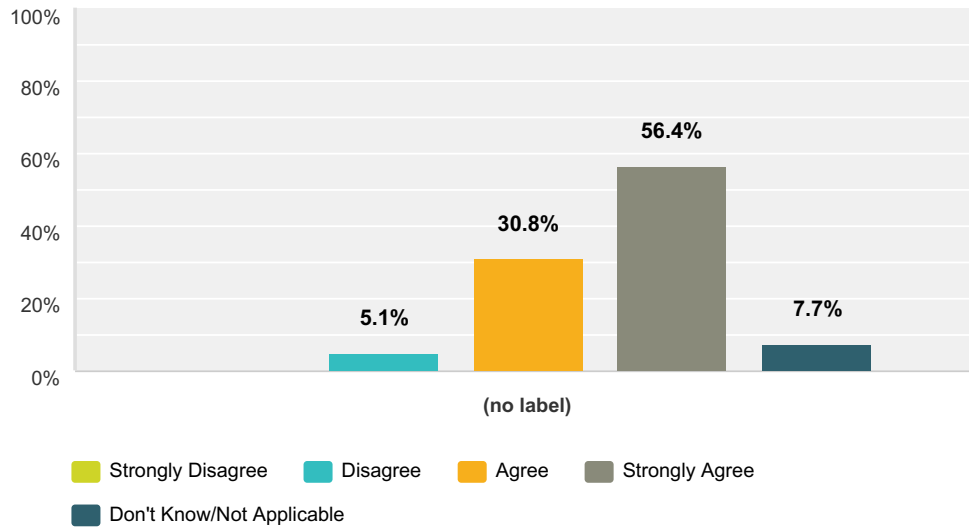


	Strongly Disagree (1)	Disagree (2)	Agree (3)	Strongly Agree (4)	Don't Know/Not Applicable	Total	Weighted Average
(no label)	2.5%	17.5%	30.0%	45.0%	5.0%	40	3.24
	1	7	12	18	2		

Basic Statistics					
Minimum	Maximum	Median	Mean	Standard Deviation	
1.00	4.00	3.00	3.24	0.84	

Q9 Cañada College encourages staff and faculty participation in the decision-making process.

Answered: 39 Skipped: 1

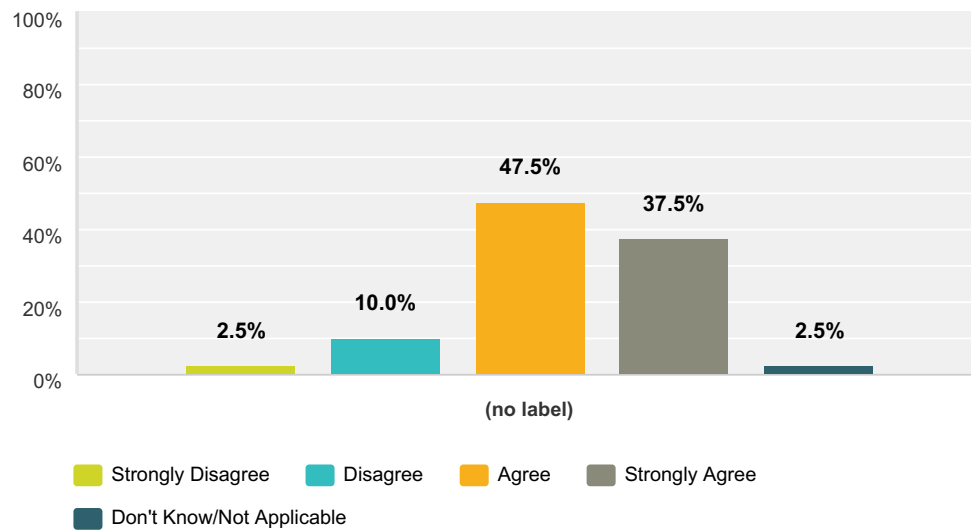


	Strongly Disagree (1)	Disagree (2)	Agree (3)	Strongly Agree (4)	Don't Know/Not Applicable	Total	Weighted Average
(no label)	0.0% 0	5.1% 2	30.8% 12	56.4% 22	7.7% 3	39	3.56

Basic Statistics				
Minimum 2.00	Maximum 4.00	Median 4.00	Mean 3.56	Standard Deviation 0.60

Q10 Overall, the participatory governance process is working well at Cañada.

Answered: 40 Skipped: 0

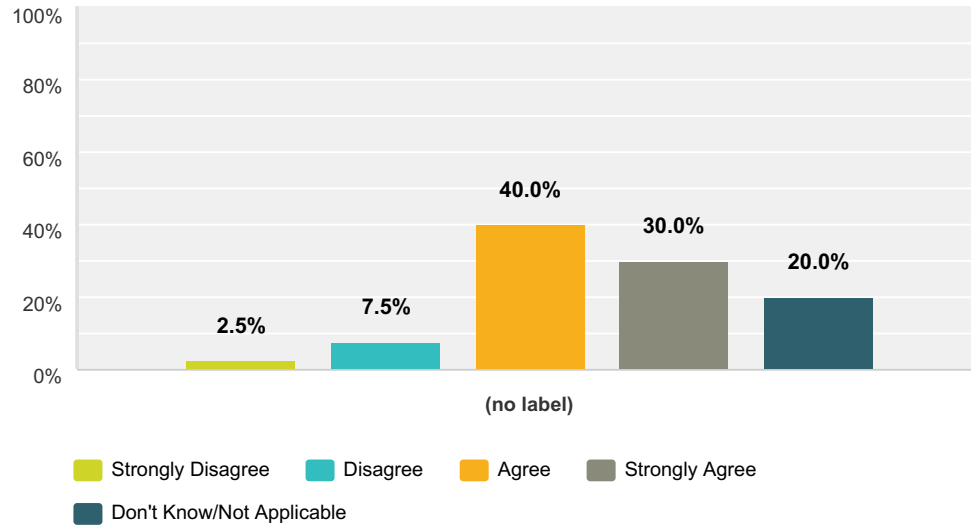


	Strongly Disagree (1)	Disagree (2)	Agree (3)	Strongly Agree (4)	Don't Know/Not Applicable	Total	Weighted Average
(no label)	2.5%	10.0%	47.5%	37.5%	2.5%	40	3.23
	1	4	19	15	1		

Basic Statistics				
Minimum	Maximum	Median	Mean	Standard Deviation
1.00	4.00	3.00	3.23	0.73

Q11 There are clear divisions of authority and responsibility between and among the District Office, the Board of Trustees, and Cañada College.

Answered: 40 Skipped: 0

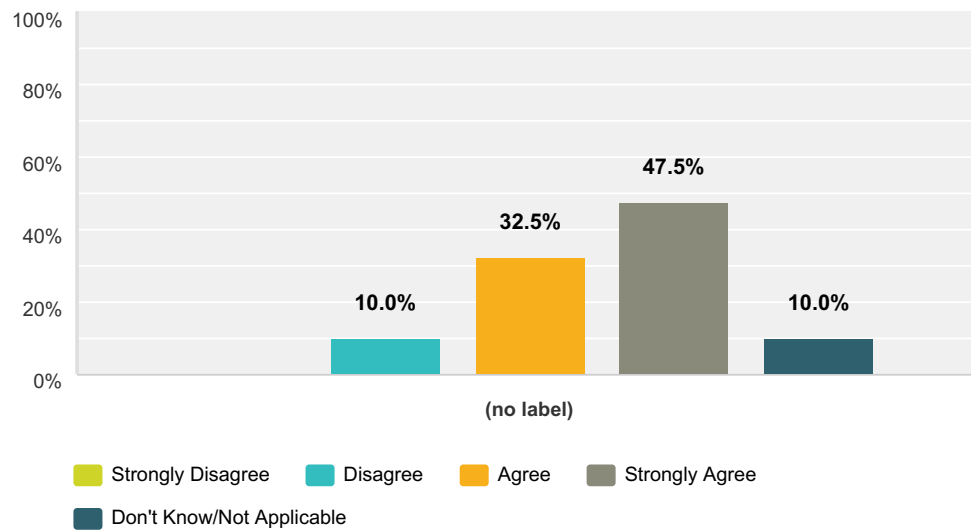


	Strongly Disagree (1)	Disagree (2)	Agree (3)	Strongly Agree (4)	Don't Know/Not Applicable	Total	Weighted Average
(no label)	2.5% 1	7.5% 3	40.0% 16	30.0% 12	20.0% 8	40	3.22

Basic Statistics					
Minimum 1.00	Maximum 4.00	Median 3.00	Mean 3.22	Standard Deviation 0.74	

Q12 I am familiar with the institutional SLOs and their purpose.

Answered: 40 Skipped: 0

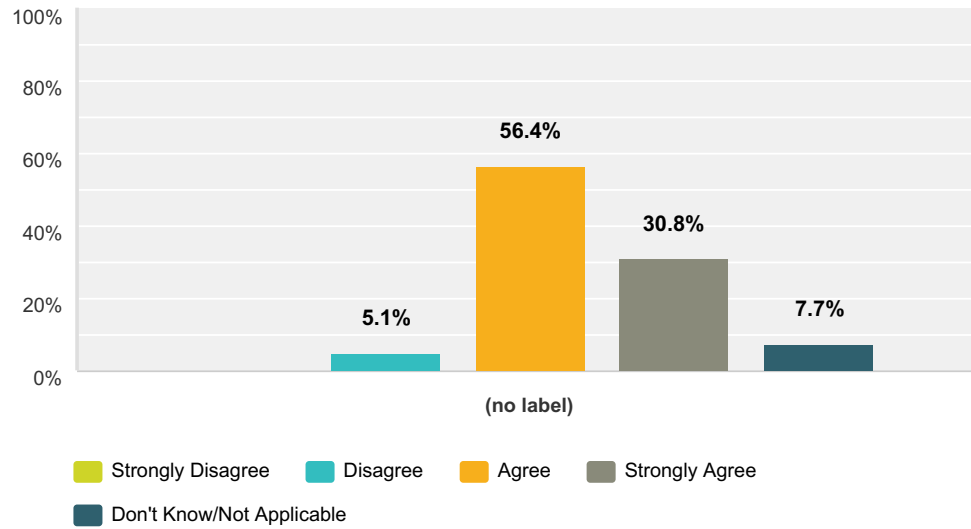


	Strongly Disagree (1)	Disagree (2)	Agree (3)	Strongly Agree (4)	Don't Know/Not Applicable	Total	Weighted Average
(no label)	0.0% 0	10.0% 4	32.5% 13	47.5% 19	10.0% 4	40	3.42

Basic Statistics				
Minimum	Maximum	Median	Mean	Standard Deviation
2.00	4.00	4.00	3.42	0.68

Q13 I engage other faculty/staff in my department in dialogues about assessment results and subsequent action plans.

Answered: 39 Skipped: 1

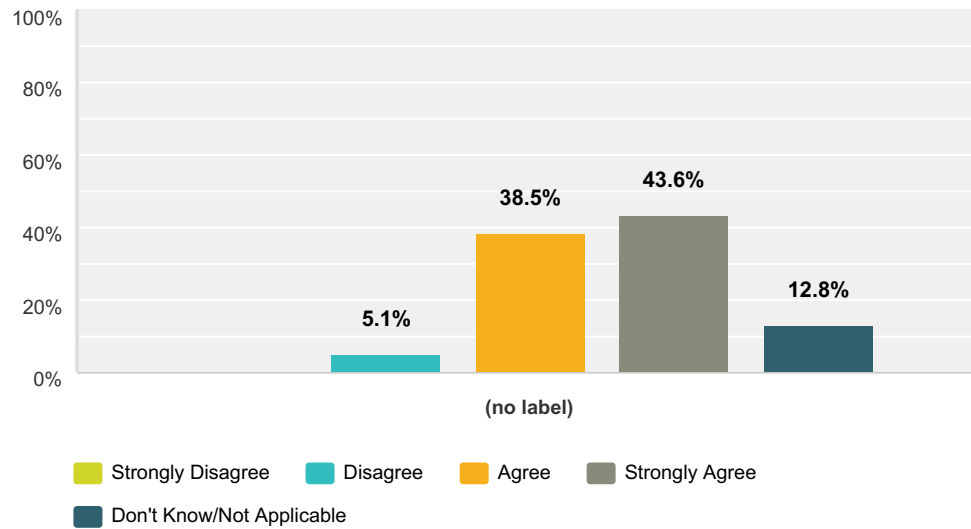


	Strongly Disagree (1)	Disagree (2)	Agree (3)	Strongly Agree (4)	Don't Know/Not Applicable	Total	Weighted Average
(no label)	0.0% 0	5.1% 2	56.4% 22	30.8% 12	7.7% 3	39	3.28

Basic Statistics				
Minimum 2.00	Maximum 4.00	Median 3.00	Mean 3.28	Standard Deviation 0.56

Q14 I use assessment results to inform subsequent plans.

Answered: 39 Skipped: 1

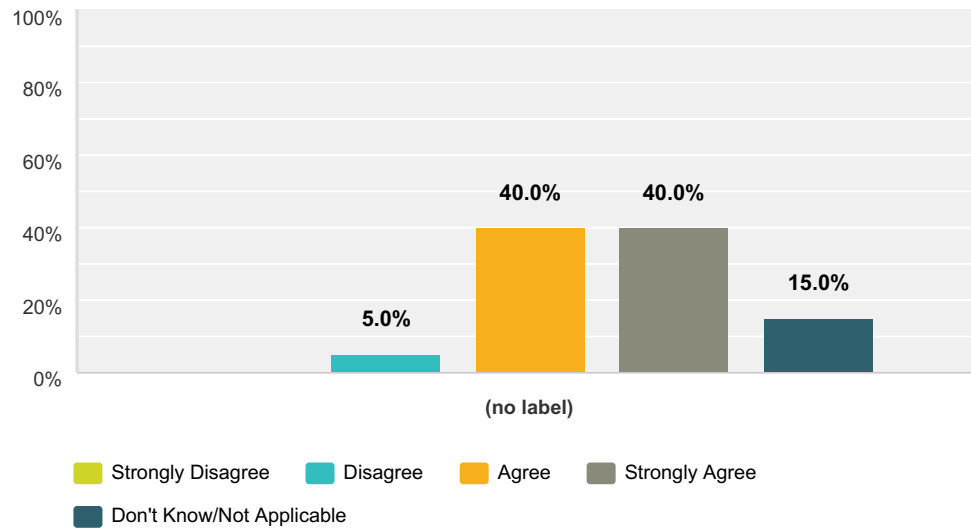


	Strongly Disagree (1)	Disagree (2)	Agree (3)	Strongly Agree (4)	Don't Know/Not Applicable	Total	Weighted Average
(no label)	0.0% 0	5.1% 2	38.5% 15	43.6% 17	12.8% 5	39	3.44

Basic Statistics					
Minimum	Maximum	Median	Mean	Standard Deviation	
2.00	4.00	3.50	3.44	0.60	

Q15 I use assessment results to inform resource requests.

Answered: 40 Skipped: 0

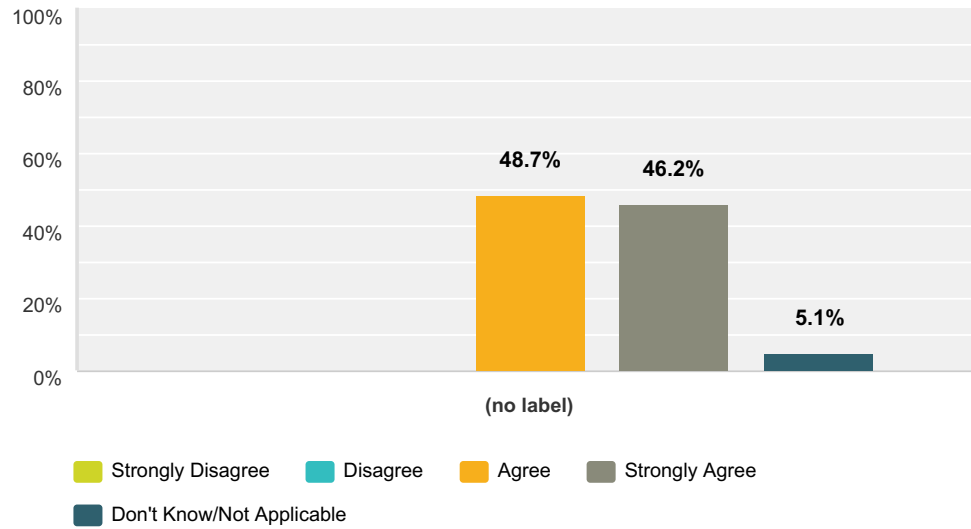


	Strongly Disagree (1)	Disagree (2)	Agree (3)	Strongly Agree (4)	Don't Know/Not Applicable	Total	Weighted Average
(no label)	0.0% 0	5.0% 2	40.0% 16	40.0% 16	15.0% 6	40	3.41

Basic Statistics					
Minimum	Maximum	Median	Mean	Standard Deviation	
2.00	4.00	3.00	3.41	0.60	

Q16 I see how assessment can inform decisions about curriculum, resource allocation, etc.

Answered: 39 Skipped: 1

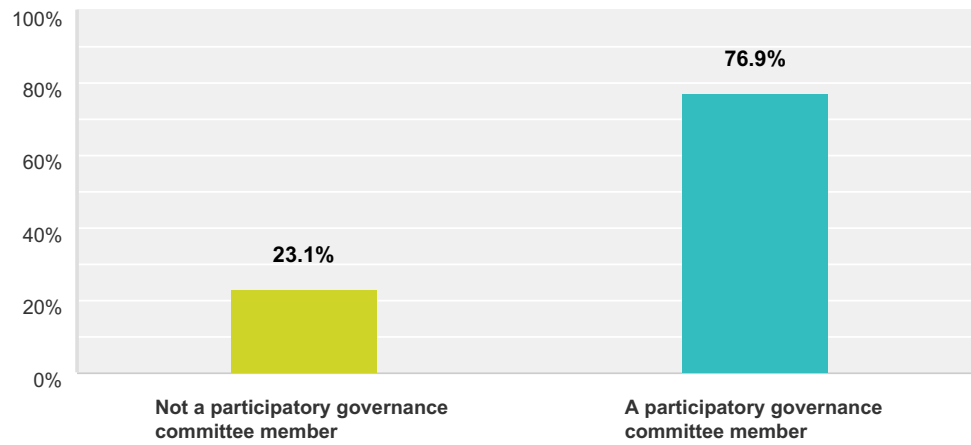


	Strongly Disagree (1)	Disagree (2)	Agree (3)	Strongly Agree (4)	Don't Know/Not Applicable	Total	Weighted Average
(no label)	0.0% 0	0.0% 0	48.7% 19	46.2% 18	5.1% 2	39	3.49

Basic Statistics				
Minimum 3.00	Maximum 4.00	Median 3.00	Mean 3.49	Standard Deviation 0.50

Q17 I am:

Answered: 39 Skipped: 1

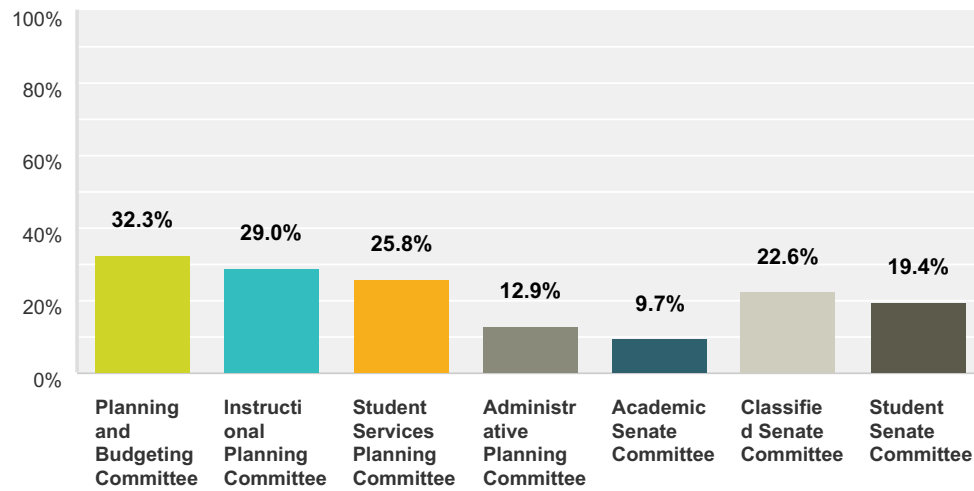


Answer Choices	Responses
Not a participatory governance committee member (1)	23.1% 9
A participatory governance committee member (2)	76.9% 30
Total	39

Basic Statistics				
Minimum	Maximum	Median	Mean	Standard Deviation
1.00	2.00	2.00	1.77	0.42

Q18 If you are a committee member, which committee(s) do you serve? (Check all that apply)

Answered: 31 Skipped: 9

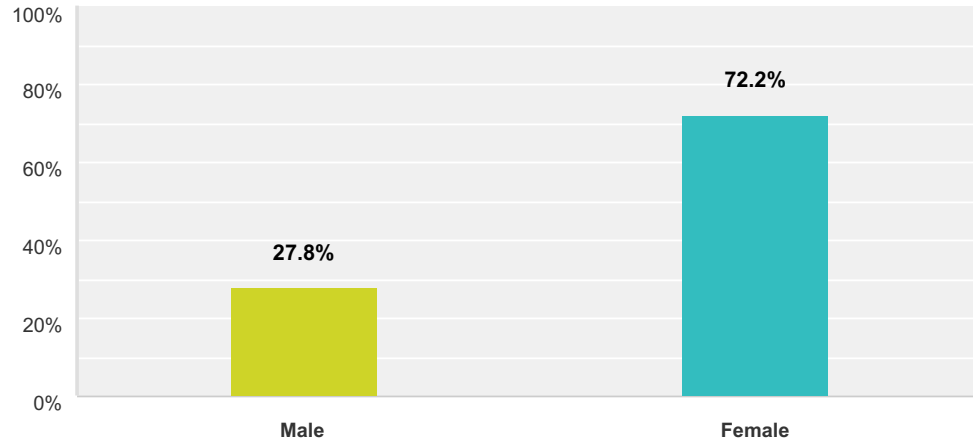


Answer Choices	Responses
Planning and Budgeting Committee (1)	32.3% 10
Instructional Planning Committee (2)	29.0% 9
Student Services Planning Committee (3)	25.8% 8
Administrative Planning Committee (4)	12.9% 4
Academic Senate Committee (5)	9.7% 3
Classified Senate Committee (6)	22.6% 7
Student Senate Committee (7)	19.4% 6
Total Respondents: 31	

Basic Statistics				
Minimum	Maximum	Median	Mean	Standard Deviation
1.00	7.00	3.00	3.55	2.11

Q19 What is your gender?

Answered: 36 Skipped: 4

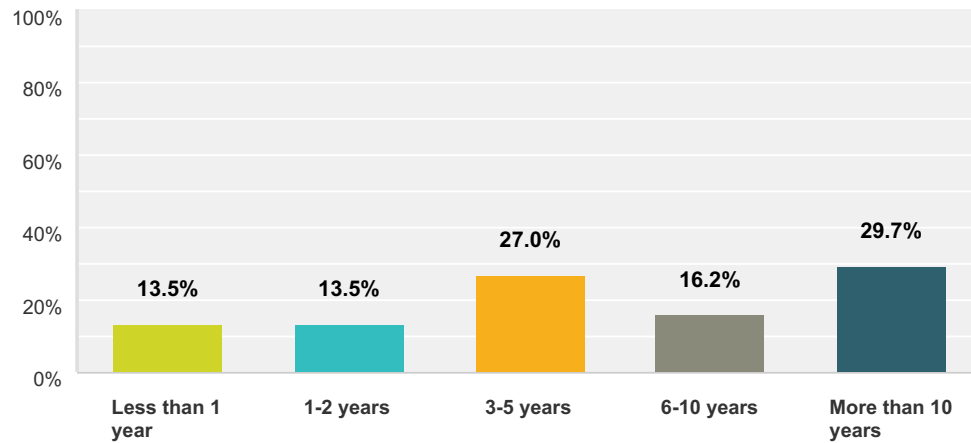


Answer Choices	Responses
Male (1)	27.8% 10
Female (2)	72.2% 26
Total	36

Basic Statistics				
Minimum	Maximum	Median	Mean	Standard Deviation
1.00	2.00	2.00	1.72	0.45

Q20 How many years have you been at Cañada College?

Answered: 37 Skipped: 3

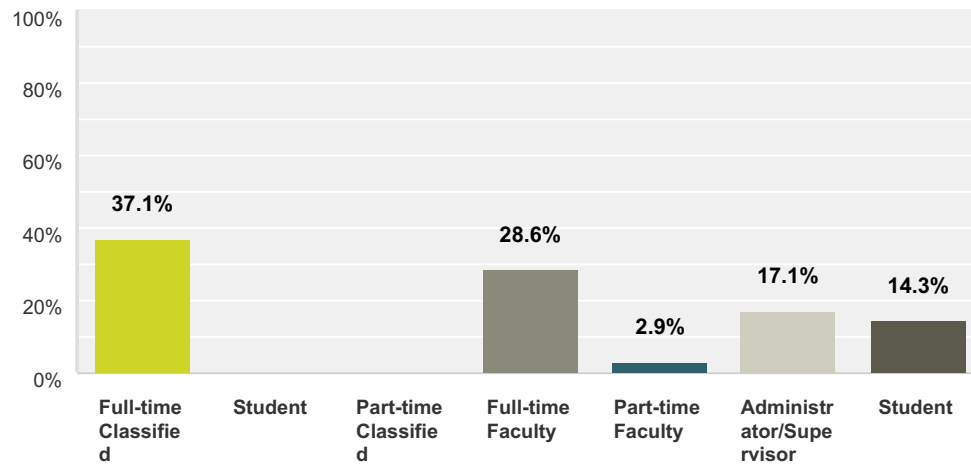


Answer Choices	Responses
Less than 1 year (1)	13.5% 5
1-2 years (2)	13.5% 5
3-5 years (3)	27.0% 10
6-10 years (4)	16.2% 6
More than 10 years (5)	29.7% 11
Total	37

Basic Statistics				
Minimum	Maximum	Median	Mean	Standard Deviation
1.00	5.00	3.00	3.35	1.38

Q21 What is you employment status?

Answered: 35 Skipped: 5

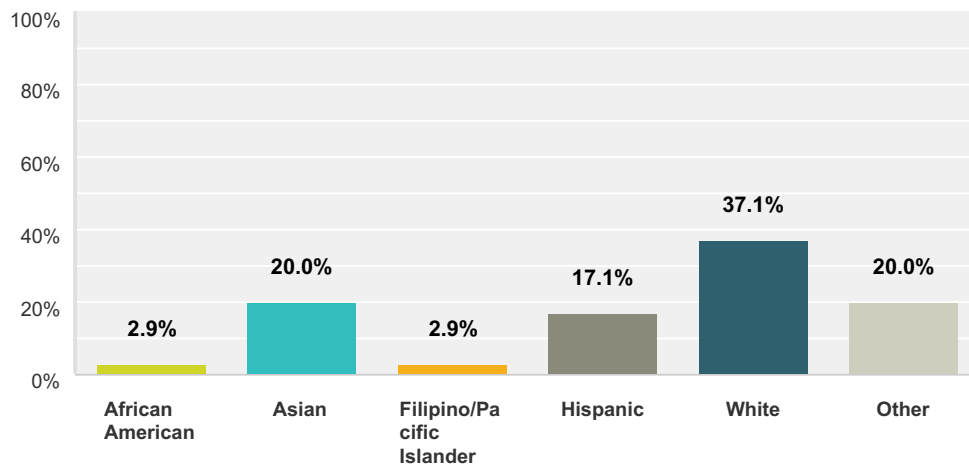


Answer Choices	Responses	
Full-time Classified (1)	37.1%	13
Student (2)	0.0%	0
Part-time Classified (3)	0.0%	0
Full-time Faculty (4)	28.6%	10
Part-time Faculty (5)	2.9%	1
Administrator/Supervisor (6)	17.1%	6
Student (7)	14.3%	5
Total		35

Basic Statistics				
Minimum	Maximum	Median	Mean	Standard Deviation
1.00	7.00	4.00	3.69	2.29

Q22 What ethnic group do you mostly identify with?

Answered: 35 Skipped: 5



Answer Choices	Responses
African American (1)	2.9% 1
Asian (2)	20.0% 7
Filipino/Pacific Islander (3)	2.9% 1
Hispanic (4)	17.1% 6
White (5)	37.1% 13
Other (6)	20.0% 7
Total	35

Basic Statistics				
Minimum 1.00	Maximum 6.00	Median 5.00	Mean 4.26	Standard Deviation 1.48

Q23 Do you have any comments about PARTICIPATORY GOVERNANCE at Cañada College?

Answered: 12 Skipped: 28

#	Responses	Date
1	It is a challenge for classified staff who are paid by the hour and subject to CSEA union rules to attend a 2-hour council meeting. Even the Classified Senate meeting lasts beyond a one-hour lunch break. Also, currently the CSEA meetings are held on Wednesdays from 5pm to 6pm monthly and many of the members have regular work hours at that time, so CSEA Classified Staff can feel a little disenfranchised. There have been repeated requests to move the CSEA meeting to a Monday at 5pm when Canada closes at 4:30pm. but the CSEA officers have been unreceptive. As CSEA is part of shared governance but many members do not realize the authority the union holds over classified union members, because not everyone can attend meetings.	5/7/2015 11:44 AM
2	The program review process is in need of more updating. It is missing clear instructions and is designed only for unit courses instructional programs, ignoring the many student services and other instructional programs. This is a potentially valuable process, but if it does not fit a program it becomes busy work. The budget process is unclear and seems to change from year to year and who is in charge of it. Greater communication is needed between those who decide on the budget and those who the budget affects.	5/6/2015 2:12 PM
3	I feel that Program review has little effect on programs growth and/or change from year to year, besides hiring justifications. I would like to see program review have more of a direct impact and used by administrators when leading programs/departments/divisions.	5/6/2015 1:19 PM
4	It has room for improvement	5/6/2015 10:44 AM
5	I am not including demographic information because the point of an anonymous survey is that you are able to give your opinions freely and without fear of reprisal. Given the size of our faculty, any two of these parameters would basically inform anyone who views this survey as to exactly who is giving this feedback. I had typed up some very pointed comments including examples but then realized that even these comments could easily be traced back to me. As long as there is the very real fear of reprisals against those who dare to speak up, it is impossible to give honest feedback regarding the failings of participatory governance at Cañada College. Ultimately, as long as there is an adversarial relationship between administration and faculty, participatory governance exists in name only. We have ample opportunity to be a part of participatory governance committees, but if the recommendations of these committees are completely disregarded, how much you participated doesn't matter. Saying "We place importance upon communication" is not the same as communicating.	5/5/2015 1:09 PM
6	There is too much lag time between committee advice and admin decisions. the long time period seems to indicate that the committee advice is not relevant. At times, it seems that leadership is working on goals that are not the same as the published institutional goals. Endless meetings, but what are the outcomes? we are not mushrooms!	5/1/2015 11:38 AM
7	NO	4/28/2015 10:54 PM
8	n/a	4/28/2015 3:26 PM
9	Not at this time.	4/28/2015 1:41 PM
10	The information about the participatory government is on the school website. But maybe it should be more visible. Otherwise students won't know it exists	4/28/2015 11:32 AM
11	I wish the identifying questions were more inclusive of multiracial members of the Cañada Community.	4/27/2015 2:59 PM
12	It seems like this past year, some of the hires made have lacked the transparency we have all come to expect. This is troublesome.	4/27/2015 1:49 PM