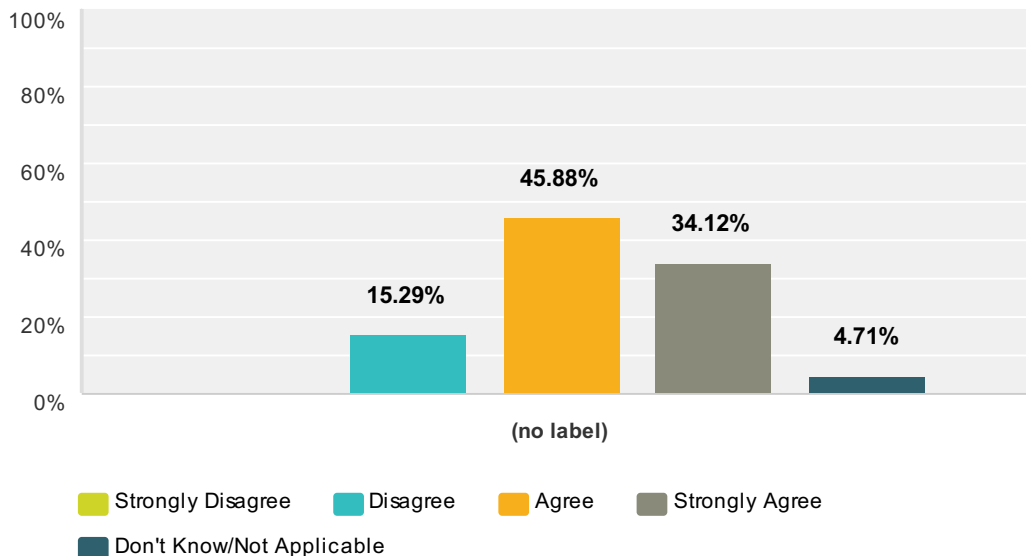


Q1 Results of college goals are regularly shared with campus constituencies.

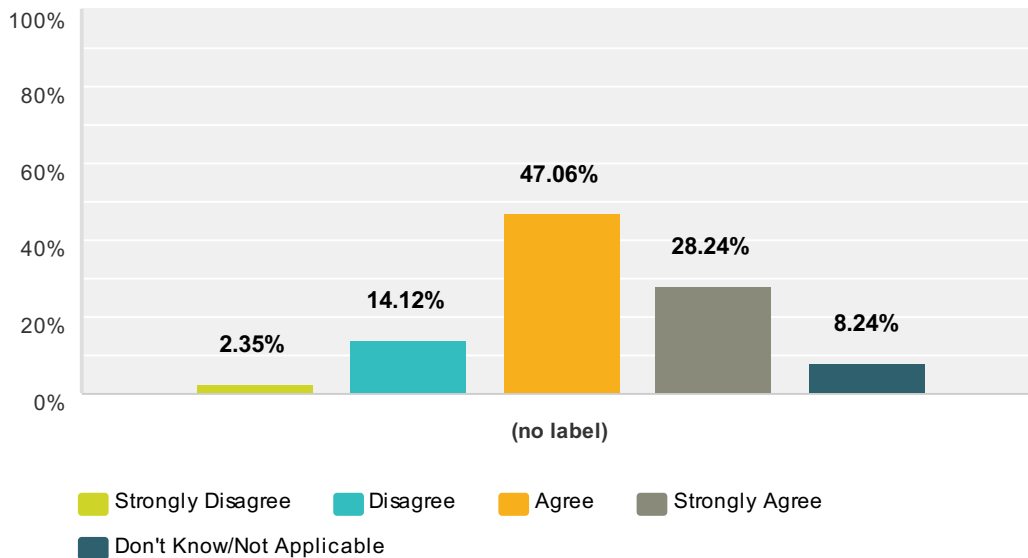
Answered: 85 Skipped: 0



	Strongly Disagree	Disagree	Agree	Strongly Agree	Don't Know/Not Applicable	Total	Average Rating
(no label)	0.00% 0	15.29% 13	45.88% 39	34.12% 29	4.71% 4	85	3.20

Q2 A consultative planning process is used to identify needed areas of improvement.

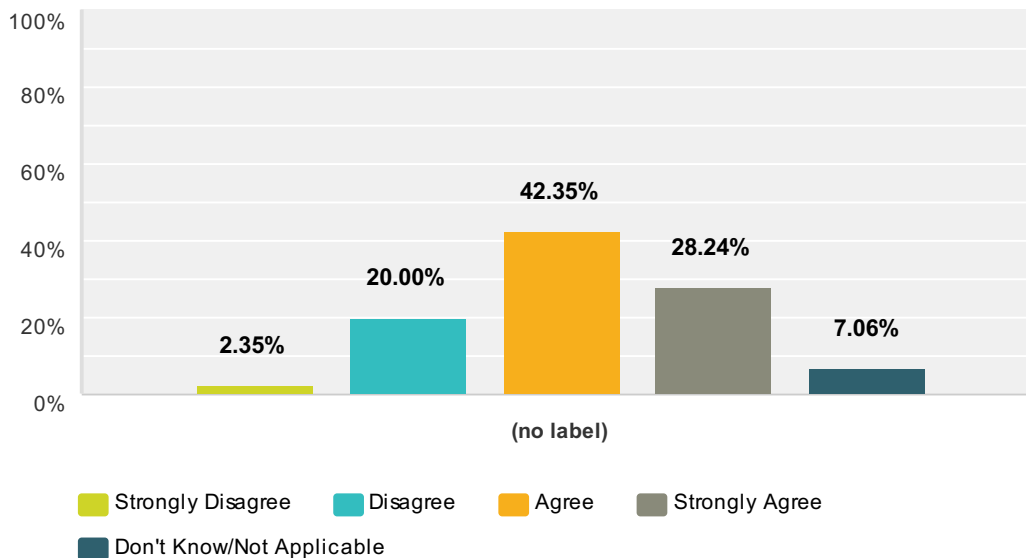
Answered: 85 Skipped: 0



	Strongly Disagree	Disagree	Agree	Strongly Agree	Don't Know/Not Applicable	Total	Average Rating
(no label)	2.35% 2	14.12% 12	47.06% 40	28.24% 24	8.24% 7	85	3.10

Q3 Employees have adequate opportunities to participate in the development of financial plans and budgets.

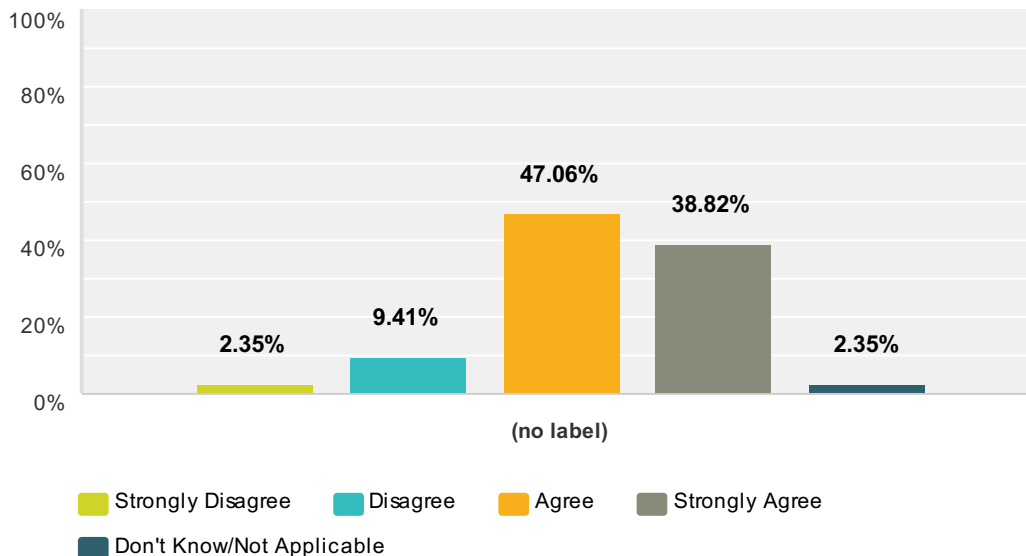
Answered: 85 Skipped: 0



	Strongly Disagree	Disagree	Agree	Strongly Agree	Don't Know/Not Applicable	Total	Average Rating
(no label)	2.35% 2	20.00% 17	42.35% 36	28.24% 24	7.06% 6	85	3.04

Q4 The College works collaboratively towards the achievement of college goals.

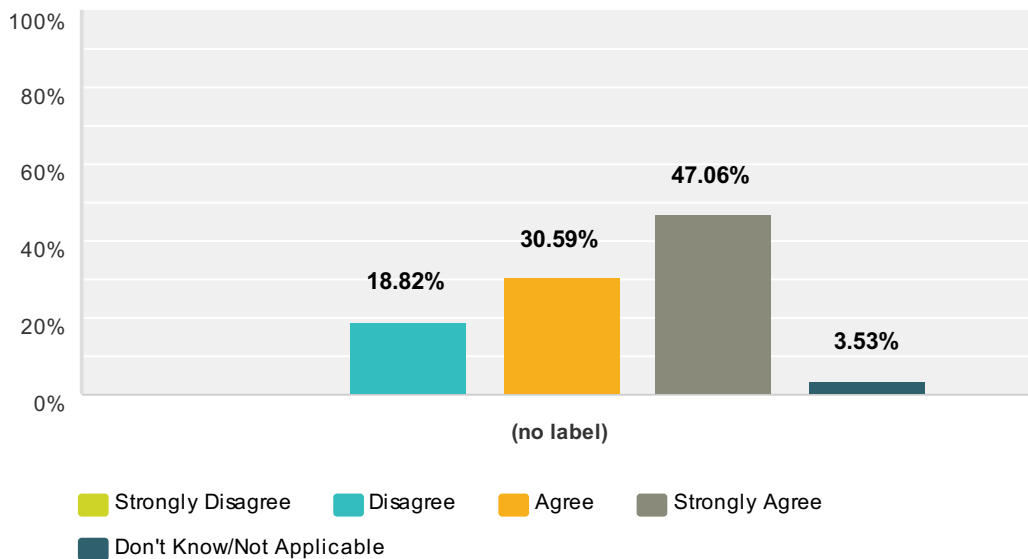
Answered: 85 Skipped: 0



	Strongly Disagree	Disagree	Agree	Strongly Agree	Don't Know/Not Applicable	Total	Average Rating
(no label)	2.35% 2	9.41% 8	47.06% 40	38.82% 33	2.35% 2	85	3.25

Q5 I am satisfied with the amount of opportunity I have to participate in college-wide planning.

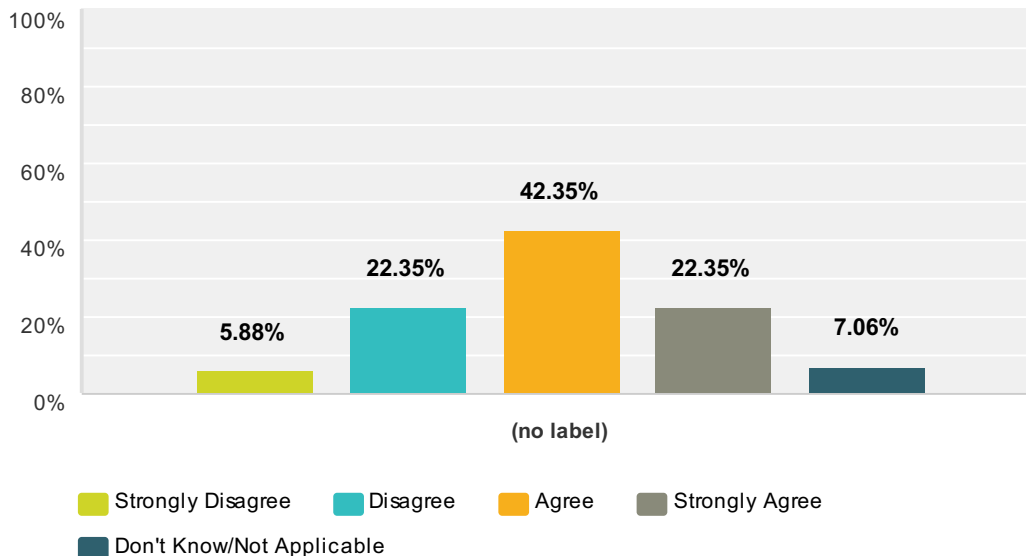
Answered: 85 Skipped: 0



	Strongly Disagree	Disagree	Agree	Strongly Agree	Don't Know/Not Applicable	Total	Average Rating
(no label)	0.00% 0	18.82% 16	30.59% 26	47.06% 40	3.53% 3	85	3.29

Q6 The program review process helps to promote positive change on campus.

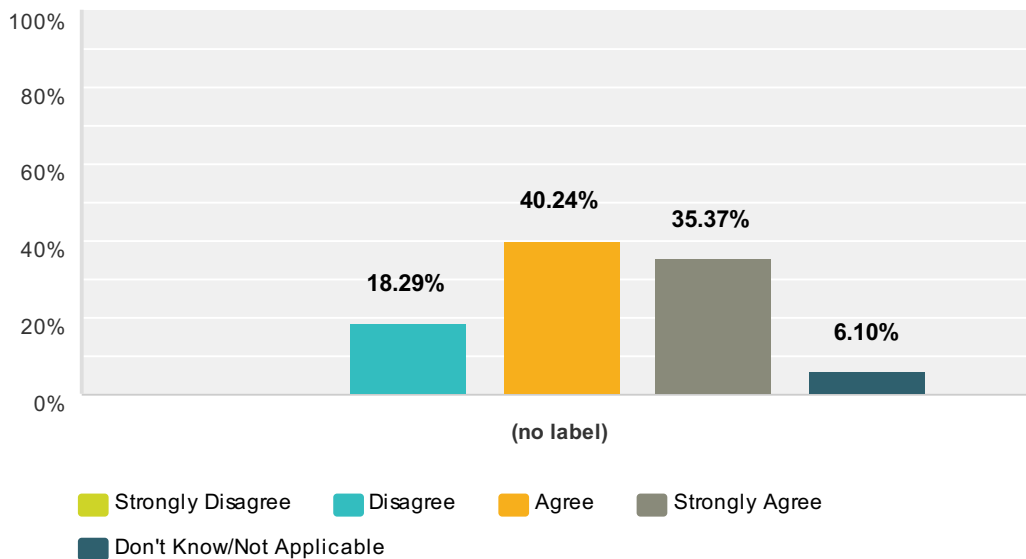
Answered: 85 Skipped: 0



	Strongly Disagree	Disagree	Agree	Strongly Agree	Don't Know/Not Applicable	Total	Average Rating
(no label)	5.88% 5	22.35% 19	42.35% 36	22.35% 19	7.06% 6	85	2.87

Q7 The role of employees in participatory governance is clearly stated and publicized.

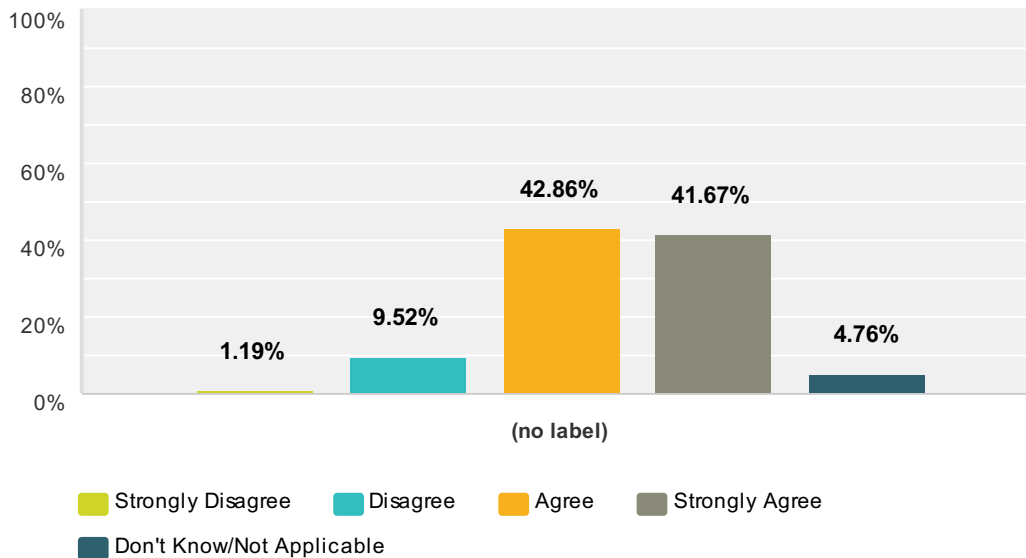
Answered: 82 Skipped: 3



	Strongly Disagree	Disagree	Agree	Strongly Agree	Don't Know/Not Applicable	Total	Average Rating
(no label)	0.00% 0	18.29% 15	40.24% 33	35.37% 29	6.10% 5	82	3.18

Q8 The procedures for hiring employees are clearly stated.

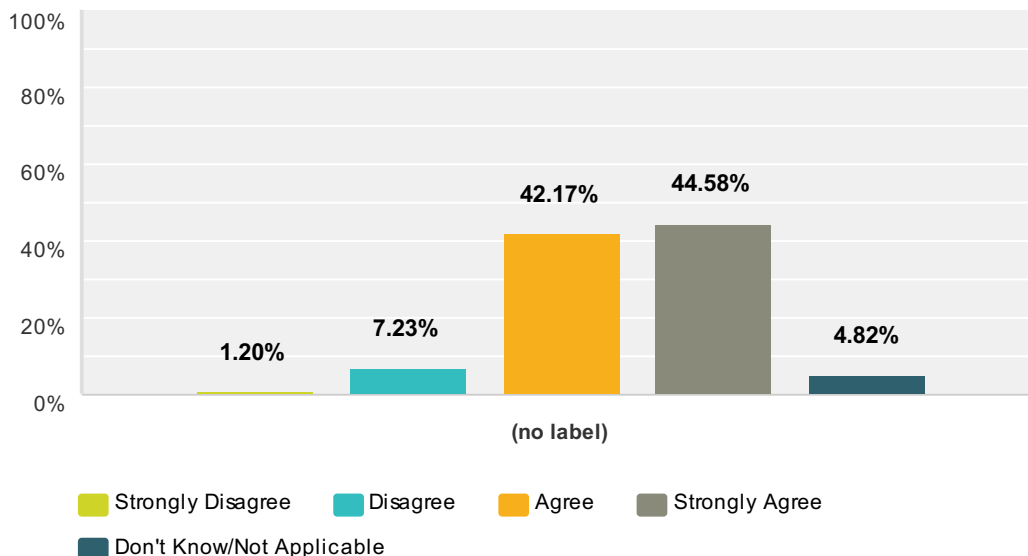
Answered: 84 Skipped: 1



	Strongly Disagree	Disagree	Agree	Strongly Agree	Don't Know/Not Applicable	Total	Average Rating
(no label)	1.19% 1	9.52% 8	42.86% 36	41.67% 35	4.76% 4	84	3.31

Q9 Cañada College encourages staff and faculty participation in the decision-making process.

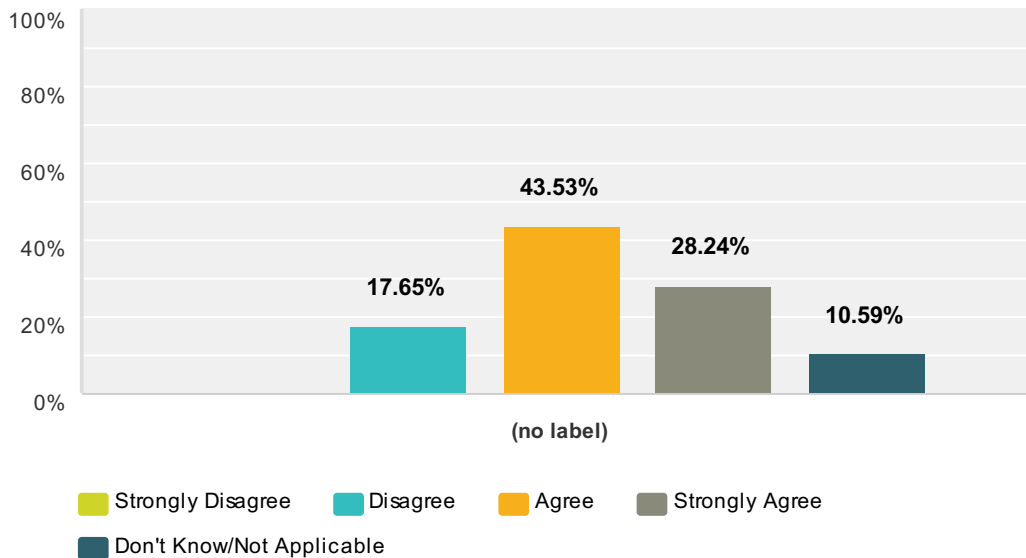
Answered: 83 Skipped: 2



	Strongly Disagree	Disagree	Agree	Strongly Agree	Don't Know/Not Applicable	Total	Average Rating
(no label)	1.20% 1	7.23% 6	42.17% 35	44.58% 37	4.82% 4	83	3.37

Q10 Overall, the participatory governance process is working well at Cañada.

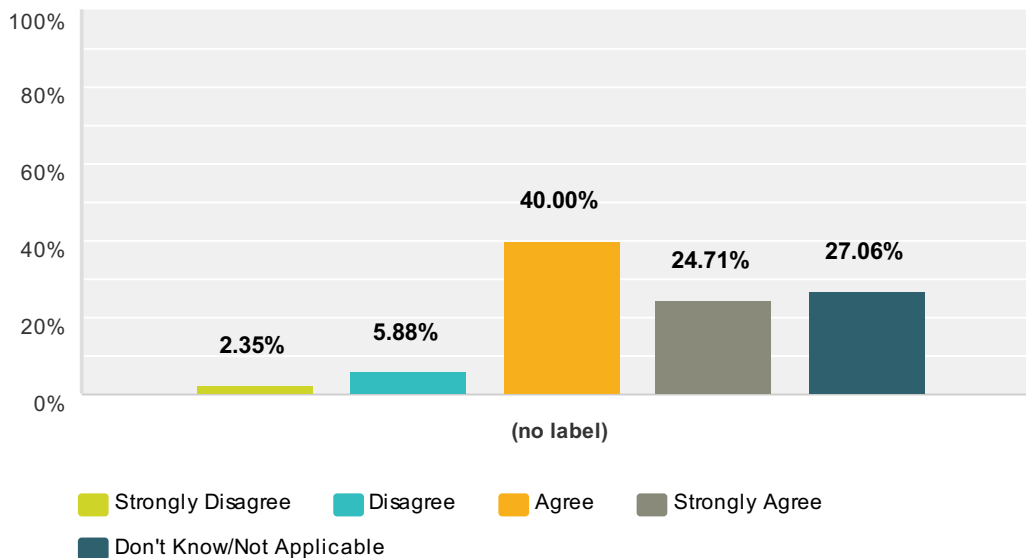
Answered: 85 Skipped: 0



	Strongly Disagree	Disagree	Agree	Strongly Agree	Don't Know/Not Applicable	Total	Average Rating
(no label)	0.00% 0	17.65% 15	43.53% 37	28.24% 24	10.59% 9	85	3.12

Q11 There are clear divisions of authority and responsibility between and among the District Office, the Board of Trustees, and Cañada College.

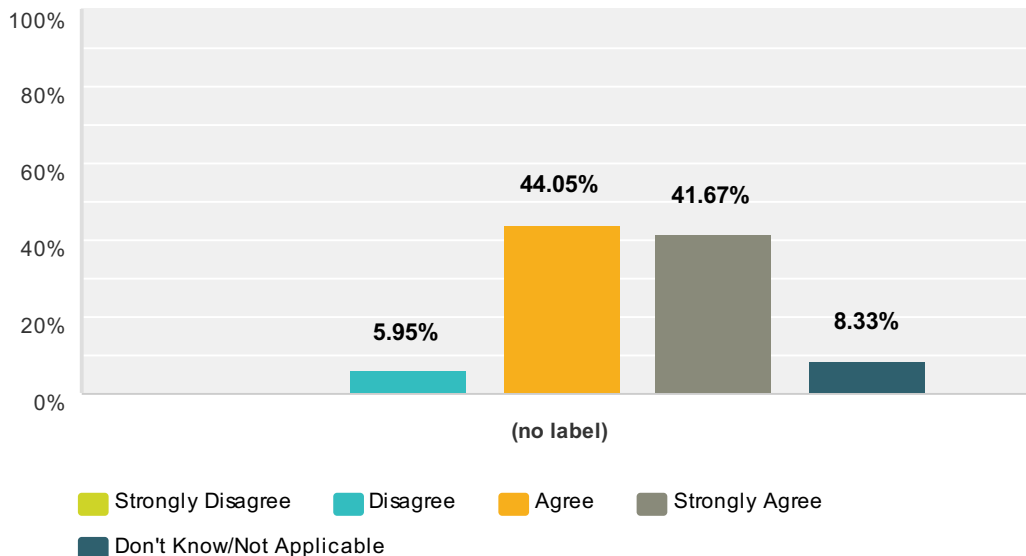
Answered: 85 Skipped: 0



	Strongly Disagree	Disagree	Agree	Strongly Agree	Don't Know/Not Applicable	Total	Average Rating
(no label)	2.35% 2	5.88% 5	40.00% 34	24.71% 21	27.06% 23	85	3.19

Q12 I am familiar with the institutional SLOs and their purpose.

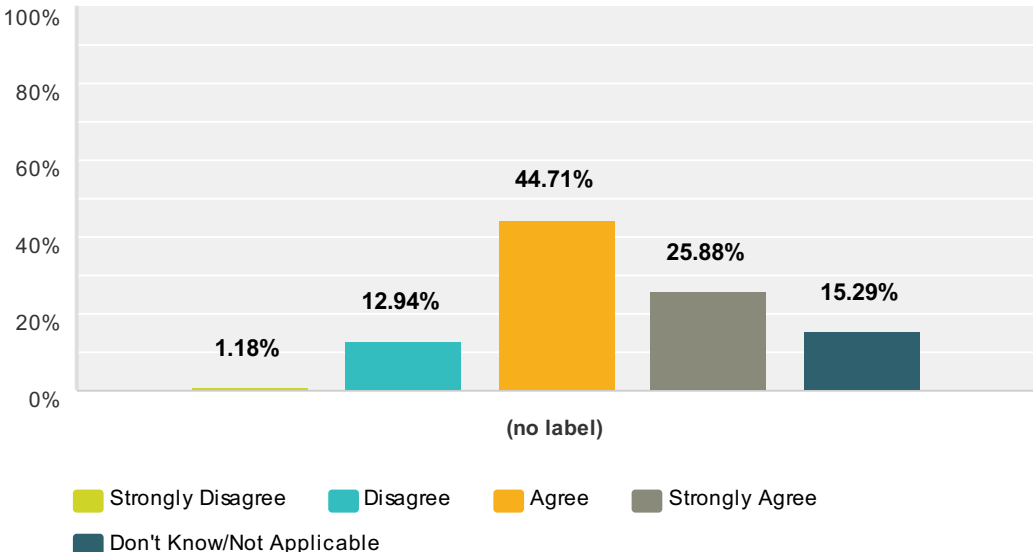
Answered: 84 Skipped: 1



	Strongly Disagree	Disagree	Agree	Strongly Agree	Don't Know/Not Applicable	Total	Average Rating
(no label)	0.00% 0	5.95% 5	44.05% 37	41.67% 35	8.33% 7	84	3.39

Q13 I engage other faculty/staff in my department in dialogues about assessment results and subsequent action plans.

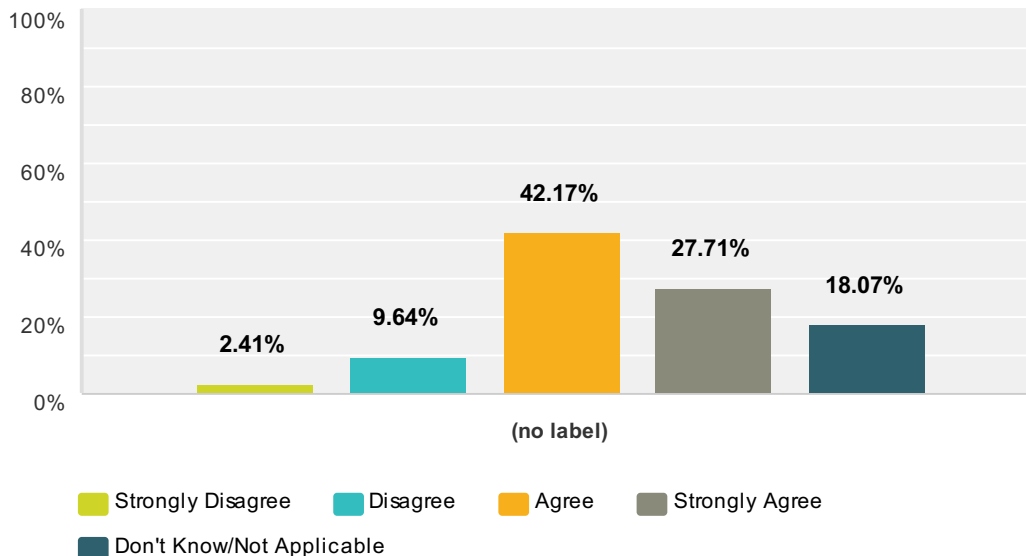
Answered: 85 Skipped: 0



	Strongly Disagree	Disagree	Agree	Strongly Agree	Don't Know/Not Applicable	Total	Average Rating
(no label)	1.18% 1	12.94% 11	44.71% 38	25.88% 22	15.29% 13	85	3.13

Q14 I use assessment results to inform subsequent plans.

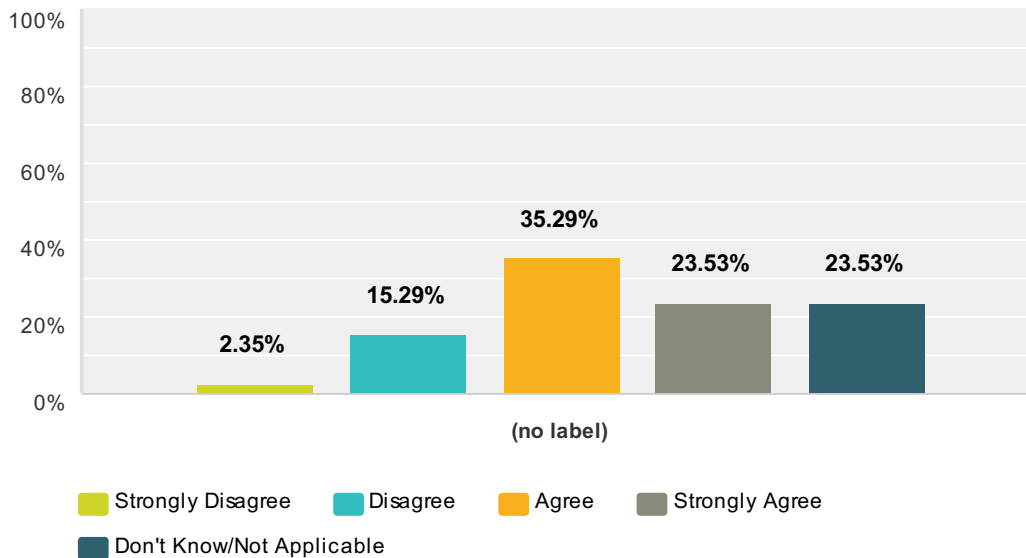
Answered: 83 Skipped: 2



	Strongly Disagree	Disagree	Agree	Strongly Agree	Don't Know/Not Applicable	Total	Average Rating
(no label)	2.41% 2	9.64% 8	42.17% 35	27.71% 23	18.07% 15	83	3.16

Q15 I use assessment results to inform resource requests.

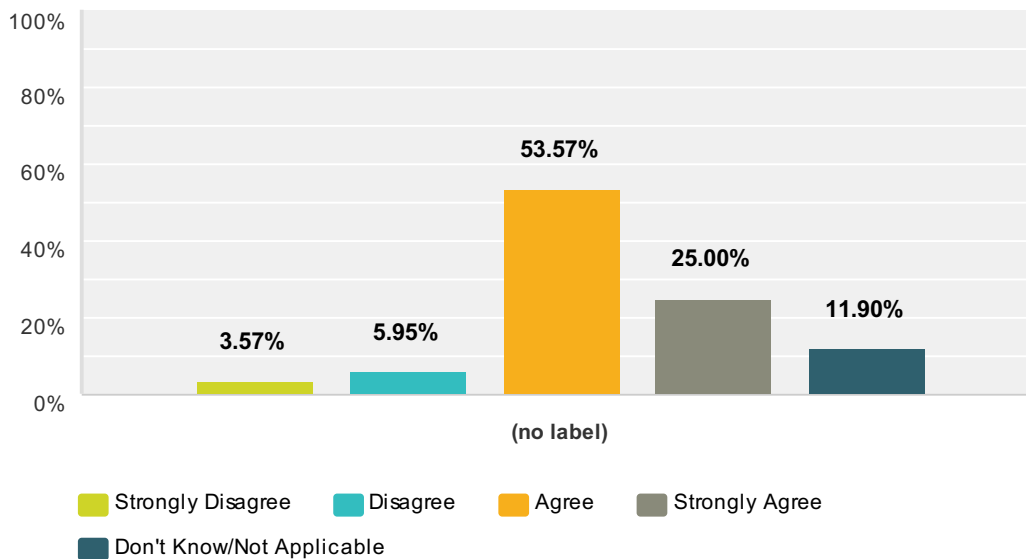
Answered: 85 Skipped: 0



	Strongly Disagree	Disagree	Agree	Strongly Agree	Don't Know/Not Applicable	Total	Average Rating
(no label)	2.35% 2	15.29% 13	35.29% 30	23.53% 20	23.53% 20	85	3.05

Q16 I see how assessment can inform decisions about curriculum, resource allocation, etc.

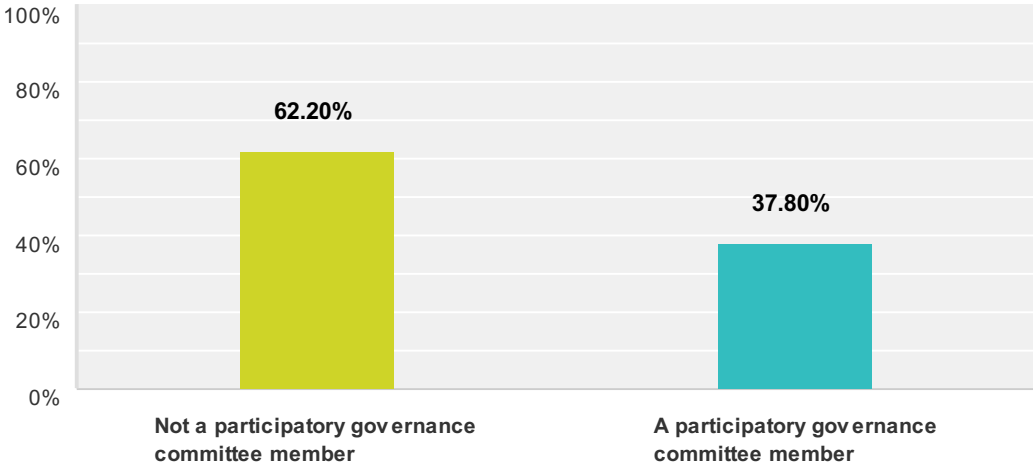
Answered: 84 Skipped: 1



	Strongly Disagree	Disagree	Agree	Strongly Agree	Don't Know/Not Applicable	Total	Average Rating
(no label)	3.57% 3	5.95% 5	53.57% 45	25.00% 21	11.90% 10	84	3.14

Q17 I am:

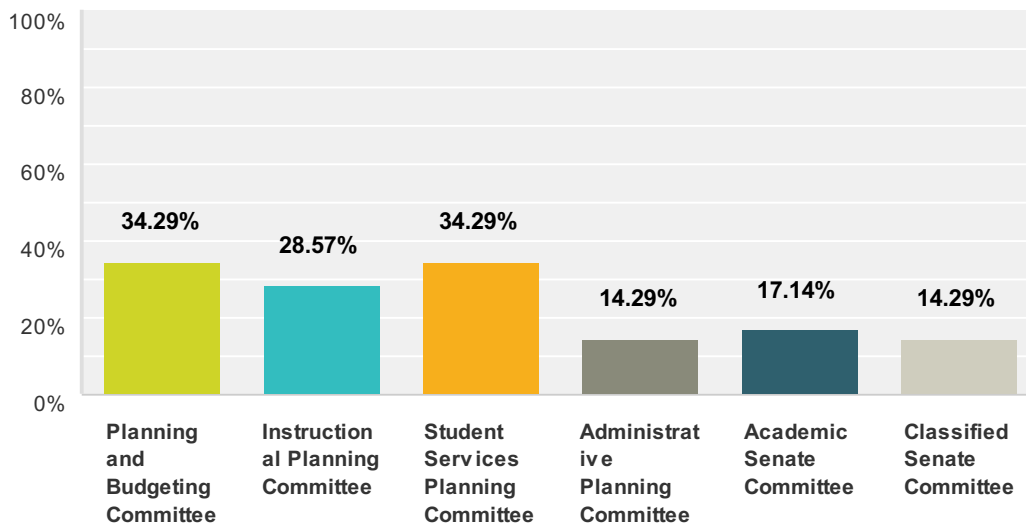
Answered: 82 Skipped: 3



Answer Choices	Responses	
Not a participatory governance committee member	62.20%	51
A participatory governance committee member	37.80%	31
Total		82

Q18 If you are a committee member, which committee(s) do you serve? (Check all that apply)

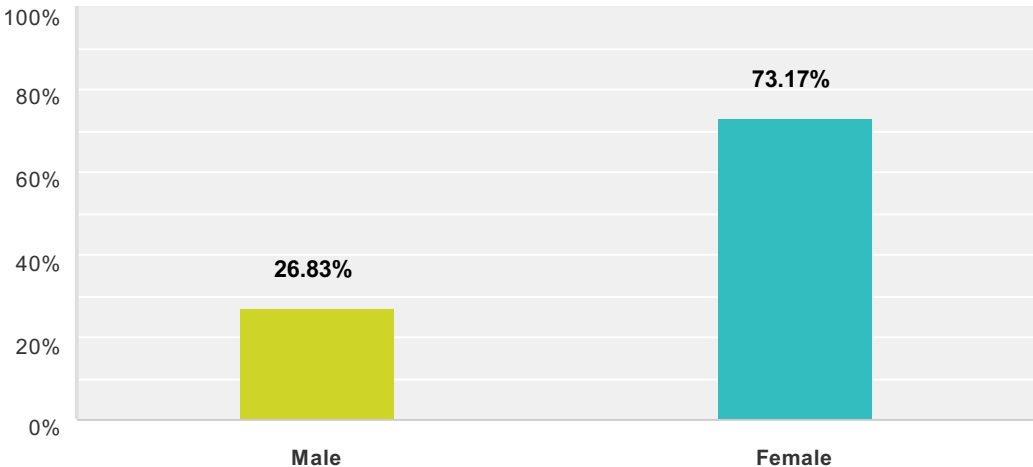
Answered: 35 Skipped: 50



Answer Choices	Responses
Planning and Budgeting Committee	34.29% 12
Instructional Planning Committee	28.57% 10
Student Services Planning Committee	34.29% 12
Administrative Planning Committee	14.29% 5
Academic Senate Committee	17.14% 6
Classified Senate Committee	14.29% 5
Total Respondents: 35	

Q19 What is your gender?

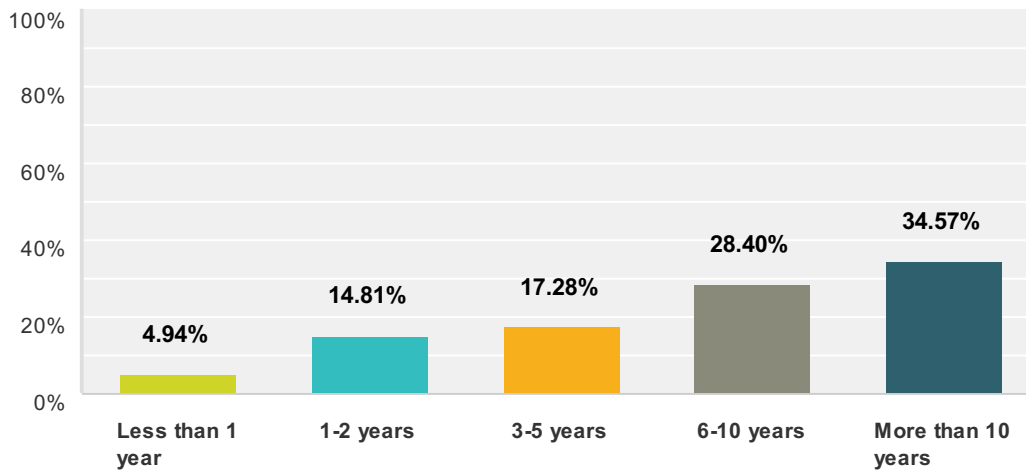
Answered: 82 Skipped: 3



Answer Choices	Responses	
Male	26.83%	22
Female	73.17%	60
Total		82

Q20 How many years have you been at Cañada College?

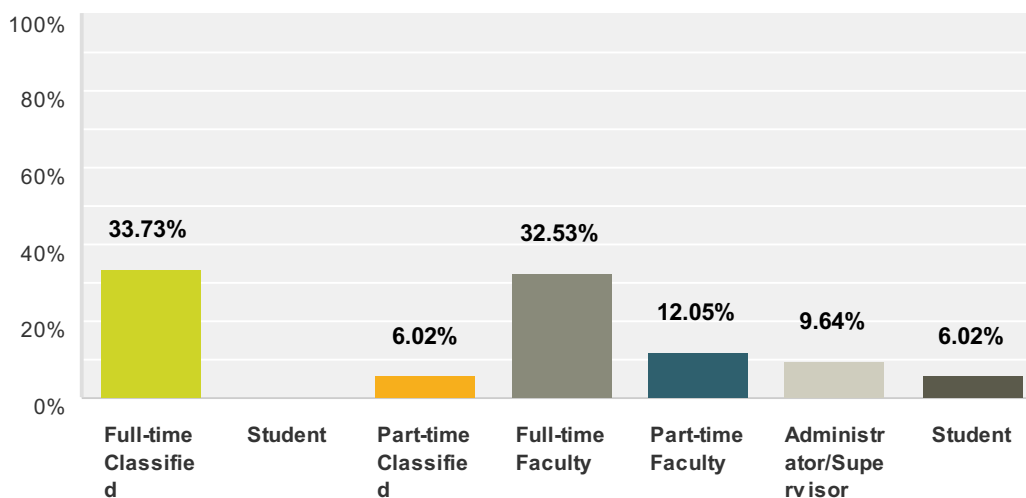
Answered: 81 Skipped: 4



Answer Choices	Responses	
Less than 1 year	4.94%	4
1-2 years	14.81%	12
3-5 years	17.28%	14
6-10 years	28.40%	23
More than 10 years	34.57%	28
Total		81

Q21 What is you employment status?

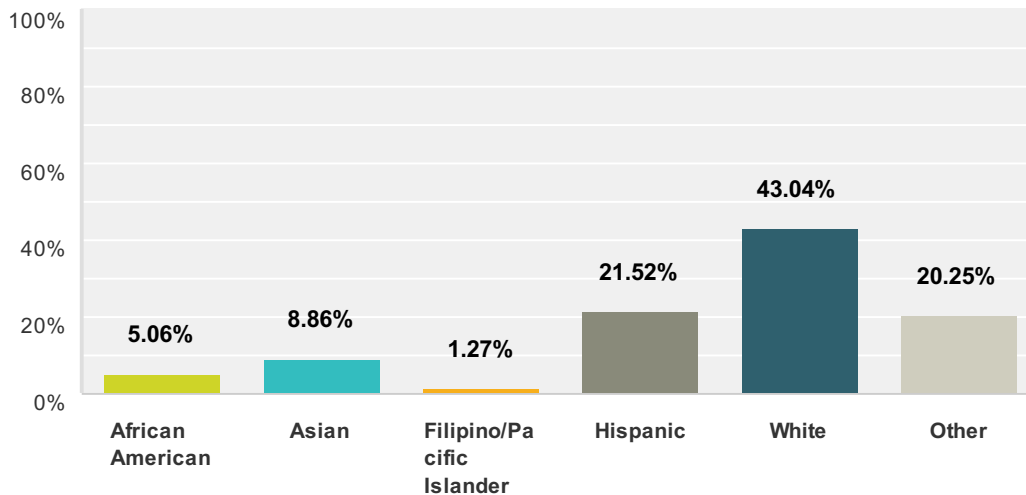
Answered: 83 Skipped: 2



Answer Choices	Responses
Full-time Classified	33.73% 28
Student	0.00% 0
Part-time Classified	6.02% 5
Full-time Faculty	32.53% 27
Part-time Faculty	12.05% 10
Administrator/Supervisor	9.64% 8
Student	6.02% 5
Total	83

Q22 What ethnic group do you mostly identify with?

Answered: 79 Skipped: 6



Answer Choices	Responses	
African American	5.06%	4
Asian	8.86%	7
Filipino/Pacific Islander	1.27%	1
Hispanic	21.52%	17
White	43.04%	34
Other	20.25%	16
Total		79

**Q23 Do you have any comments about
PARTICIPATORY GOVERNANCE at Cañada
College?**

Answered: 30 Skipped: 55